



meiji

SPRAY GUN

CATALOGUE



Meiji's Lineup of Advanced Spray Guns

Spray painting directly affects the global environment and there is a great need to make this type of work environmentally friendly. As Japan's oldest manufacturer of spray painting equipment, Meiji combines extensive know-how and the latest technologies with demanding quality control to develop spray guns offering exceptional atomization and adhesion efficiency. Lightweight and well-balanced, Meiji spray guns are both people-friendly and environment-friendly. A full lineup of models meets virtually any need.

Protecting the Global Environment...

F111/F210 Series

Multipurpose

New atomization method : While maintaining the laval nozzle mechanism, that keeps fluid velocity, air flow is directed to the center by taper control, with the setting of the R shape on the edges. This enables the airflow rectified to hit the cylindrical paint core, and the air and the paint are efficiently atomized.

Pursuit of atomization : Realized atomization with appropriate and uniform particle sizes. Dry mist and coarse particles are reduced compared to the former model.



F410 Series

Center cup type



This series offers low volume medium pressure (LVMP) in beautiful atomization and better transfer efficiency. Also, beautiful gun body with chrome plating brings long lasting and easy cleaning. Furthermore, easy operation is available by reducing trigger load with lower resistance packing. You can find out a suitable model in many kinds of nozzle bore and air cap.



FINER-CORE Series FINER-FORCE Series

Automotive
refinishing



This is a spray gun born from uncompromising innovation and know-how cultivated at the forefront of professionals, looking at the essence of what is required for a spray gun for automotive refinishing from the beginning. High atomization technology, optimization of paint ejection volume, low resistance structure, high durability, etc. improve coating quality.

In addition to FINER-FORCE series, the center cup specification FINER-CORE series and F410 series are available. Compatible with all spray styles. It is a spray gun that is presented to craftsmen all over the world as a tool that responds to craftsmanship and sensibility.



F110L/A110L Series


Low-pressure
atomization



This series offers exceptional atomization at a very low air cap internal pressure (0.07MPa(10PSI) for pressure feed and 0.05MPa(7PSI) for suction or gravity feed), featuring less spattering and splashback, reduced paint consumption, and an improved work environment. The series is well-balanced and shaped to fit comfortably in the hand. The beautiful surface finishing provides excellent wear and corrosion resistance.

The Series also includes automatic spray guns. High transfer efficiency and low spattering make them people-friendly and environment-friendly while lowering costs.

MEIJI AIR COMPRESSOR MFG. CO., LTD. founded in 1924 in Japan is well known as a top-brand of air compressor and spray gun not only in domestic market but also overseas. We believe our high quality spray guns will satisfy any of your demand.



F111 (2024~)

Our Full Lineup of Meiji Spray Guns Meets Virtually Any Need.

Model Number Code Key

- Gun body type
- FINER-FORCE-P } Small spray guns
- F111 } Large spray guns
- F210 } Center cup type automotive refinishing spray guns
- FINER-CORE } Center cup type large spray guns
- F410 } Automotive refinishing spray guns
- FINER-FORCE } Automotive refinishing spray guns
- FINERII } Automotive refinishing spray guns
- FINER SPOT } Automotive refinishing spray guns
- F110L } Low-pressure atomization spray guns:
- F55 } Compact spray guns

F111-G13T

- Pattern shape or type
- Nozzle bore size
- Two-digit number indicates the bore size of the nozzle, omitting the decimal point.
- Paint feed system
- P : Pressure
- S : Suction
- G : Gravity

Guide for Selecting a Hand Spray Gun

● : Ideal ○ : Possible

Type of paint Object painted	Urethane			Lacquer enamel		Phthalic lithin	Acrylic	Epoxy	Polyester	Adhesive	Porcelain enamel	Paint viscosity			Size of object painted		
	Auto-mobiles	Metal	Wood	Metal	Wood	Metal	Metal	Metal	Wood	Wood		Low	Medium	High	Small	Medium	Large
Model No.																	
FINER-CORE	●																
F410	●	○	○	○	○	○	○	○									
FINER-FORCE	●																
FINERII	●																
FINER SPOT	●																
FINER-FORCE-P	●	●	●	●	●		●	●									
F111-P08P	●	●	●	●	●		●	●									
P10P	○	●	●	●	●		●	●									
P13P	○	○	○				●	○									
P15P							●	●									
F111-S10				●	●		○	○									
S13	○	○	○	●	●		●	○									
S15	○	○	●	●	●	○	●	●									
S20				●	●		●	○									
F111-S10T	●			○	○		○	○									
S13T	●	●	○	○	○		●	○									
S15T	●	●	●	○	○		●	●									
S20T			●	●	●		●	○									
F111-S13ST		●	○	○	○		●	○									
S15ST		●	●	○	○		●	●									
F111-G10				●	●	○	○	○									
G13	○	○	○	●	●		○	○									
G15	○	○	●	●	●		●	●									
G20			●	●	●		○	○									
F111-G10T	●			○	○		○	○									
G13T	●	●	○	○	○		●	○									
G15T	●	●	●	○	○		●	○									
G20T			●	●	●		●	○									
F111-G13ST	●	●	○	○	○		●	○									
G15ST	●	●	●	○	○		●	●									
F111-G08R				○	○						●						
G25R											●						
F210-P12P	●	●	●	○	○	●	●	●									
P15P			●			●		○									
P20P								●									
P25P										●							
F210B-P30P																	
F210-S15	○	○	●	●	●		●	○									
S20	○	○	●	●	●	○	●	●									
S25																	
F210B-S30									○								
F210-S15T	●	●	●	○	○		●	○									
S20T	○	●	●	○	○	○	●	●									
S25T									●	●							

● For the various types of synthetic resin paints, pay careful attention to the viscosity, drying time and other conditions.
 ○ Replacement of a few parts allows some models to be used for porcelain enamel.

HAND SPRAY GUNS

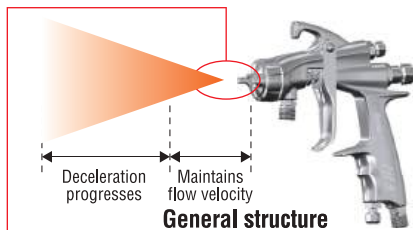
F111/FINER-FORCE/F210 Series

New Model


The spirit of meiji is shown in this stylish design. It is the beginning of a "New Standard".

Seamless Design

The streamlined seamless smooth body with less unevenness shows improvements in the fit and makes maintenance easier.




F111



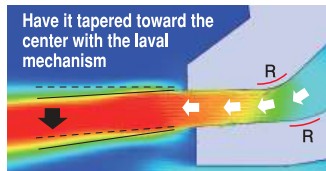
Reference analysis of tip cross section:
(Red) Fast ← Air flow → Slow (Blue)

General structure



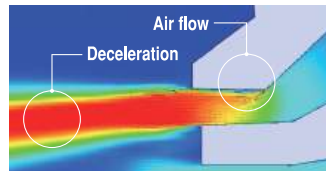
Rectification air: 6 to 8 holes

F111



Reference analysis of tip cross section:
(Red) Fast ← Air flow → Slow (Blue)

F110



F111

The newly designed fluid nozzle and air cap combine "Three Technologies" to ensure consistent particle size while maintaining the paint spray volume and atomization.

① Laval Nozzle Mechanism

Achieved high atomization and high transfer efficiency by maintaining and decelerating a small amount of air.

Maintains high flow velocity within a constant range of the air flow that is ejected from the circular gap. High shear force enables atomization with lower air pressure and lower air amount. When air amount exceeds a certain range due to low air pressure, atmospheric resistance causes sudden deceleration and high transfer efficiency.

② Taper Control

Finer atomization technology inherited from the first Finer.

While maintaining the laval nozzle mechanism, that keeps fluid velocity, air flow is directed to the center by taper control. This enables the airflow hits the cylindrical paint core and the paint is efficiently atomized.

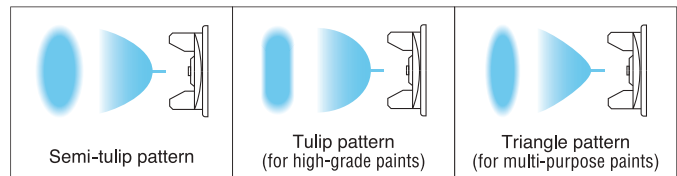
③ Multi-stage rectification mechanism

By setting the R shape on the edge, the air is rectified.

By setting R at the fluid nozzle and the tip of the air cap where air flows, air flutter is reduced and the flow velocity is maintained with smooth flow, ensuring paint spraying volume and improving atomization performance.

F111-T/F210-T (For automotive refinishing)

A wide pattern, high atomization model designed for automotive refinishing.



F111 Series (Small spray guns)

Model No.	Paint feed system	Nozzle bore mm(in)	Standard air cap	Spraying pressure MPa(PSI)	Spraying distance mm(in)	Air consumption L/min(cfm)	Paint spraying volume mL/min	Maximum effective pattern width mm(in)	Pattern shape	Required compressor output kW	Weight g (lbs)(oz)	Standard paint cup
F111-P08P	Pressure	0.8(0.031)	08P	0.25(36)	200(7.874)	215(7.6)	175	235(9.252)	Tulip	1.5 or more	292 (0.64)(10.3)	Paint pressure feed tanks, diaphragm paint pumps
F111-P10P		1.0(0.039)	10P			225(7.9)	230	240(9.449)				
F111-P13P		1.3(0.051)	13P			260(9.2)	305	270(10.630)				
F111-P15P		1.5(0.059)	15P			270(9.5)	320	275(10.827)				
F111-S10	Suction	1.0(0.039)	10	0.25(36)	200(7.874)	95(3.4)	85	135(5.315)	Triangle	0.4 or more	292 (0.64)(10.3)	7SB, 10SB-2, 10SLB-2
F111-S13		1.3(0.051)	13			130(4.6)	125	160(6.300)				
F111-S15		1.5(0.059)	15			145(5.1)	155	170(6.693)				
F111-S20		2.0(0.079)	20			160(5.6)	215	190(7.480)	Semi-Tulip	1.5 or more		
F111-S13ST		1.3(0.051)	13ST			205(7.2)	145	160(6.300)				
F111-S15ST		1.5(0.059)	15ST			210(7.4)	175	170(6.693)				
F111-G10	Gravity	1.0(0.039)	10	0.25(36)	200(7.874)	95(3.4)	100	145(5.709)	Triangle	0.4 or more	292 (0.64)(10.3)	1G-2U, 2GD, 4GD, 4GF-U, 4GB-U, 4GPA-U, 4G-TA
F111-G13		1.3(0.051)	13			130(4.6)	150	170(6.693)				
F111-G15		1.5(0.059)	15			145(5.1)	190	185(7.283)	Semi-Tulip	1.5 or more		
F111-G20		2.0(0.079)	20			160(5.6)	265	200(7.874)				
F111-G13ST		1.3(0.051)	13ST			205(7.2)	170	180(7.087)	Round	0.4 or more		
F111-G15ST		1.5(0.059)	15ST			210(7.4)	210	190(7.480)				
F111-G08R		0.8(0.031)	08R			65(2.3)	55	35(1.378)	1.5 or more			
F111-G25R		2.5(0.098)	25R			160(5.6)	350	50(1.969)				
F111-S10T	Suction	1.0(0.039)	10T	0.2(29)	200(7.874)	160(5.6)	70*	165(6.497)*	Tulip	1.5 or more	292 (0.64)(10.3)	7SB, 10SB-2, 10SLB-2
F111-S13T		1.3(0.051)	13T			180(6.4)	120*	185(7.283)*				
F111-S15T		1.5(0.059)	15T			205(7.2)	135*	195(7.677)*				
F111-S20T		2.0(0.079)	20T			220(7.8)	180*	210(8.268)*	Tulip	1.5 or more		
F111-G10T		1.0(0.039)	10T			160(5.6)	90*	185(7.283)*				
F111-G13T		1.3(0.051)	13T			180(6.4)	145*	215(8.465)*				
F111-G15T		1.5(0.059)	15T			205(7.2)	175*	225(8.858)*				
F111-G20T		2.0(0.079)	20T			220(7.8)	235*	240(9.449)*				

•Paint viscosity should be 20 seconds for lacquer enamel using a Meiji model V-1 viscosity cup. •Feed pressure should be 0.08MPa(12PSI) for P types.

•The values marked with * should be obtained using automotive refinishing paint with a paint viscosity of 12 seconds and a Meiji model V-1 viscosity cup.

•Air and paint inlet : G1/4 •Left handed type is available in F111-G type. For more information, please contact your local distributor or us.



FINER-FORCE-P

High atomization mechanism (MMFT) cultivated in automotive refinishing spray guns is adopted for pressure feeding. Achieves optimal atomization with a small amount of air despite its wide pattern.

*Paint cup should be ordered separately.

FINER-FORCE-P Series (Small spray guns)

Model No.	Paint feed system	Nozzle bore mm(in)	Standard air cap	Spraying pressure MPa(PSI)	Spraying distance mm(in)	Air consumption L/min(cfm)	Paint spraying volume mL/min	Maximum effective pattern width mm(in)	Pattern shape	Required compressor output kW	Weight g(lbs)(oz)	Standard paint cup
FINER-FORCE-P08	Pressure	0.8(0.031)	Type P	0.2(29)	200(7.874)	220(7.8)	185	220(8.661)	Tulip	1.5 or more	325 (0.72)(11.5)	Paint pressure feed tanks, diaphragm paint pumps
FINER-FORCE-P10		1.0(0.039)				275(9.7)	255	270(10.629)				
FINER-FORCE-P13		1.3(0.051)				200(7.1)	345	320(12.598)				

- Paint viscosity should be 20 seconds for lacquer enamel using a Meiji model V-1 viscosity cup. • Feed pressure should be 0.08MPa(12PSI) for P types.
- Air and paint inlet : G1/4

F210 Series (Large spray guns)

Model No.	Paint feed system	Nozzle bore mm(in)	Standard air cap	Spraying pressure MPa(PSI)	Spraying distance mm(in)	Air consumption L/min(cfm)	Paint spraying volume mL/min	Maximum effective pattern width mm(in)	Pattern shape	Required compressor output kW	Weight g(lbs)(oz)	Standard paint cup
F210-P12P	Pressure	1.2(0.047)	12P	0.25(36)	250(9.843)	335(11.8)	530	350(13.780)	Tulip	2.2 or more	391 (0.86)(13.8)	Paint pressure feed tanks, diaphragm paint pumps
F210-P15P		1.5(0.059)	15P			345(12.2)	880	370(14.567)				
F210-P20P		2.0(0.079)	20P			375(13.2)	1,280	400(15.748)				
F210-P25P		2.5(0.098)	25P			410(14.5)	1,710	420(16.535)				
F210B-P30P		3.0(0.118)	30P			420(14.8)	1,940	440(17.323)				
F210-S15	Suction	1.5(0.059)	15	0.25(36)	250(9.843)	170(6.0)	205	220(8.661)	Triangle	1.5 or more	391 (0.86)(13.8)	10SC 10SLB
F210-S20		2.0(0.079)	20			220(7.8)	285	280(11.024)		2.2 or more		
F210-S25		2.5(0.098)	25			275(9.7)	350	300(11.811)		3.7 or more		
F210B-S30		3.0(0.118)	30			320(11.3)	360	300(11.811)				
F210-S15T	Suction	1.5(0.059)	15T	0.25(36)	250(9.843)	250(8.8)	220	300(11.811)	Tulip	2.2 or more	391 (0.86)(13.8)	10SC 10SLB
F210-S20T		2.0(0.079)	20T			280(9.9)	265	310(12.205)				
F210-S25T		2.5(0.098)	25T			335(11.8)	325	320(12.598)		3.7 or more		

- Paint viscosity should be 20 seconds for lacquer enamel using a Meiji model V-1 viscosity cup.
- Feed pressure should be 0.08MPa(12PSI) for P types.
- The paint spraying volume and maximum effective pattern width indicated for T types should be determined using urethane-based automotive repair paint with a viscosity of 12 seconds and a Meiji model V-1 viscosity cup.
- Air inlet : G1/4, paint inlet : G3/8


AUTOMOTIVE REFINISHING SPRAY GUNS

FINER-CORE Series

High-atomization technology MMFT

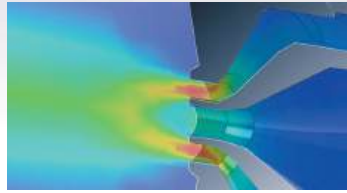
Ever since we succeeded in a trial production of Japan's first domestic painting machine approximately one hundred years ago, we have continued to develop technologies for painting equipment up until today. Utilizing the know-how we have cultivated over the years, we have adopted flat pattern control (a standard specification for CORE) that minimizes unevenness by positioning the secondary holes of the spray gun optimally, increasing the holes, and arranging them at an angle. Additionally, we have adopted our company's unique high-atomization technology MMFT (Meiji Micros Fine Technology) that accelerates atomization under low pressure by controlling the air at multiple levels, feeding it efficiently to the opening, and atomizing it through the thinly shaped structure.

New Air cap :
Three-dimensional injection has been evolved.

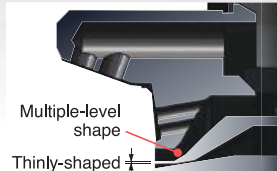


*Standard specification type

New Fluid nozzle :
A thin nozzle shape at the opening, equipped with a multi-stage air control structure *Common to the HVLP types



*Image of spraying paint



The air cap with a cross sectional shape is provided in the FINER-CORE-HVLP types.



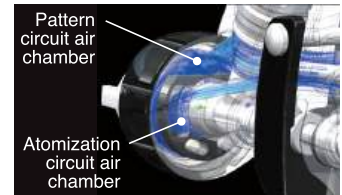
CE
FINER-CORE

Dynamic Chamber

We made the air circuit as large as possible while seeking to reduce its body size. Combined with separate head bases that have our company's unique and special shapes, we have achieved more air volume than that of larger guns. The formation of the high-atomization wide pattern has been made possible by providing a stable air flow to the opening.



Improved cleanability with the simplified attachment/detachment



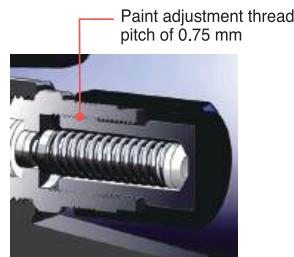
Pattern circuit air chamber
Atomization circuit air chamber

An aim for human-centered design Pursuit of "beauty" and "usability" based on the theme of Ergono Dynamics Design


Applying for design registration

Optimized spray paint volume

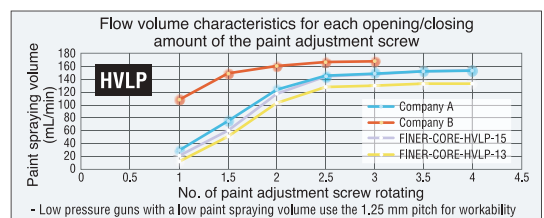
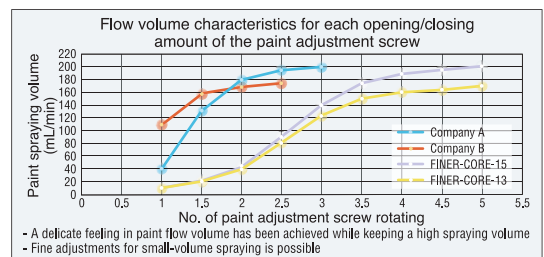
A unique characteristic whereby spraying volume smoothly increases. The adjustment range is wide enough to prevent sudden increases in flow, allowing for fine adjustments. We have adopted our company's unique paint adjustment thread pitch of 0.75 mm, which has been inherited in automobile repairing guns for a long time.



Paint adjustment thread pitch of 0.75 mm



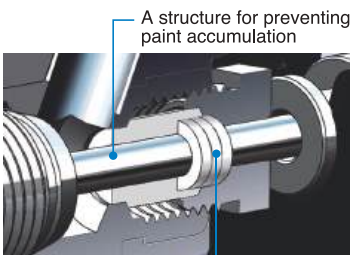
Pitch control
A scale that allows you to visually check the number of times the screw has been rotated



Low-resistance structure and highly durable design

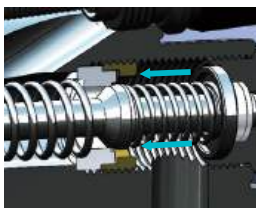
Patent No. 5222039

The initial leakage limit is 500,000 times. High durability has been achieved where retightening can be carried out one million times. The sleeve and soft packing gives low-resistance structure which is less likely to affect the sliding of the needle when retightening.



A structure for preventing paint accumulation

"Cartridge-type needle packing" for improved exchangeability



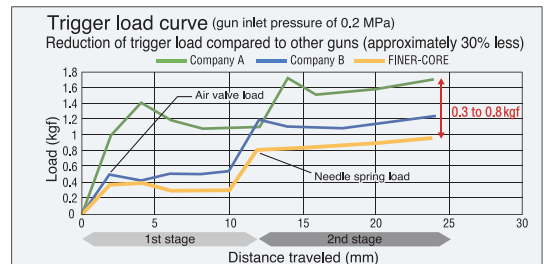
Highly durable structure with automatic valve extension

Adopted low-resistance U-packing made of super-high molecular weight PE resin. The casing follows the movement of the air valve, which prevents uneven packing wear.



Reduced trigger load structure

The low-friction packing and optimization of the valve shape which has a low pass resistance circuit structure enables trigger handling without rapid pressure fluctuations for the entire stroke range.



Stand for FINER-CORE & F410

- Cup support type which suits variety of center cup spray guns.
- The 4 φ6 holes on each side and bottom enable fixing with bolts or magnets.



Model No.	Paint feed system	Nozzle bore mm(in)	Air cap style	Spraying pressure (pressure inside the air cap) MPa(PSI)	Spraying distance mm(in)	Air consumption L/min(cfm)	Paint spraying volume mL/min	Maximum effective pattern width mm(in)	Pattern shape	Required compressor output kW	Weight g (lbs)(oz)	Standard paint cup
FINER-CORE-13	Gravity	1.3(0.051)	FINER-CORE	0.2(29)	200(7.874)	300(10.6)	170	280(11.024)	Tulip	1.5 or more	340 (0.75)(11.9)	6CP
FINER-CORE-15		200					300(11.811)					
FINER-CORE-HVLP-13	Gravity	1.3(0.051)	FINER-CORE-HVLP	0.18(0.07) (26(10))	200(7.874)	380(13.4)	135	280(11.024)	Tulip	1.5 or more	340 (0.75)(11.9)	6CP
FINER-CORE-HVLP-15		155					300(11.811)					

• The paint viscosity should be 20 seconds for lacquer enamel using Meiji model V-1 viscosity cup. • Air inlet accepts G1/4 & 1/4NPS, Paint inlet : G3/8.

HAND SPRAY GUNS

F410Series

High performance, Well-balanced, Beautiful finishing

Beautiful finishing in thin and uniform paint film with wider spraying pattern.
Reducing spray air pressure to 0.25MPa. (36PSI).
Well balanced body of weight only 415g (0.91lbs, 14.6oz).

Ergonomic curved grip.
Reduction of trigger load with lower resistance packing.
Beautiful gun body with chrome plating for long lasting and easy maintenance.
Wide range model which can satisfy any demands.

Stainless steel passage for waterborne compatibility.
HVLP type also available from fluid nozzle orifice of 1.3-1.5mm(0.051-0.059in)



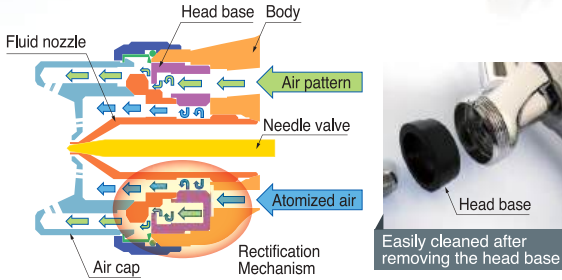
Center cup type



F410-G with 6CP paint cup

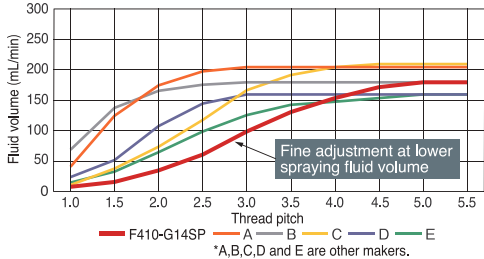
*Paint cup should be ordered separately.

Rectification Mechanism Securing air volume in split structure is possible by having head base.



Flow Characteristics

The fluid spraying volume rises gradually. Accurate fine adjustment in a wider span of adjustable range which prevents rapid increase in flow rate, and used Meiji's traditional thread pitch of 0.75mm.



Model No.	Paint feed system	Nozzle bore mm(in)	Standard air cap	Spraying pressure MPa(PSI)	Spraying distance mm(in)	Air consumption L/min(cfm)	Air pressure inside air cap Mpa(PSI)	Paint spraying volume mL/min	Maximum effective pattern width mm(in)	Pattern shape	Connection inlet	Weight g (lbs)(oz)	Standard paint cup
F410-G10EV	Gravity	1.0(0.039)	10EV	0.25 (36)	250 (9.843)	270(9.5)	-	115	200(7.874)	Tulip	for air : G1/4 for paint : G3/8	415 (0.91)(14.6)	6CP
F410-G12EV		1.2(0.047)	12EV					160	220(8.661)				
F410-G13EV		1.3(0.051)	13EV					190	240(9.449)				
F410-G14EV		1.4(0.055)	14EV					205	245(9.646)				
F410-G15EV		1.5(0.059)	15EV					235	250(9.843)				
F410-G18EV		1.8(0.071)	18EV					295	285(11.221)				
F410-G20EV		2.0(0.079)	20EV					315	330(12.992)				
F410-G25EV		2.5(0.098)	25EV					385	340(13.386)				
F410-G10EVW	Gravity	1.0(0.039)	10EVW	0.25 (36)	250 (9.843)	315(11.1)	-	115	250 (9.843)	Tulip	for air : G1/4 for paint : G3/8	415 (0.91)(14.6)	6CP
F410-G12EVW		1.2(0.047)	12EVW					160	280(11.024)				
F410-G13EVW		1.3(0.051)	13EVW					195	300(11.811)				
F410-G14EVW		1.4(0.055)	14EVW					215	310(12.205)				
F410-G15EVW		1.5(0.059)	15EVW					245	320(12.598)				
F410-G13SP	Gravity	1.3(0.051)	SP	0.2 (29)	200 (7.874)	295(10.4)	-	155	300(11.811)	Tulip	for air : G1/4 for paint : G3/8	415 (0.91)(14.6)	6CP
F410-G14SP	Gravity	1.4(0.055)	SP	0.2 (29)	200 (7.874)	385(13.6)	0.07(10)	175	310(12.205)	Tulip	for air : G1/4 for paint : G3/8	415 (0.91)(14.6)	6CP
F410-G13HVLP	Gravity	1.3(0.051)	HVLP	0.2 (29)	200 (7.874)	385(13.6)	0.07(10)	135	265(10.433)	Tulip	for air : G1/4 for paint : G3/8	415 (0.91)(14.6)	6CP
F410-G14HVLP		1.4(0.055)						140	270(10.629)				
F410-G15HVLP		1.5(0.059)						145	275(10.827)				

•Paint viscosity should be 20 seconds for lacquer enamel using Meiji V-1 viscosity cup.

AUTOMOTIVE REFINISHING SPRAY GUNS

FINERSeries



FINER II PLUS with 4GF-U paint cup



FINER SPOT-G12 with 1G-2U paint cup

FINER II PLUS

Fine atomization and flat surfaces
Evolution model of FINER II.
It is possible to spray wide range between touch-up & block paint due to adjusting spraying pattern width. New design of air cap and fluid nozzle realizes higher atomization.

FINER SPOT

Ideal for touch-up in small area. Simple and compact body realizes light weight.

*Paint cup should be ordered separately.

Model No.	Paint feed system	Nozzle bore mm(in)	Spraying pressure MPa(PSI)	Spraying distance mm(in)	Air consumption L/min(cfm)	Paint spraying volume mL/min	Maximum effective pattern width mm(in)	Pattern shape	Required compressor output kW	Weight g (lbs)(oz)	Standard paint cup
FINER II PLUS	Gravity	1.4(0.055)	0.2(29)	200(7.874)	220(7.8)	140	300(11.811)	Tulip	1.5 or more	295 (0.65)(10.4)	1G-2U, 2GD,4GD, 4GF-U
FINER SPOT-G12		1.2(0.047)	0.15(22)	150(5.906)	80(2.8)	75	190(7.480)		0.75 or more	167 (0.37)(5.9)	4GB-U, 4GPA-U, 4G-TA

•Paint viscosity should be 12 seconds for high solid 1k base using Meiji model V-1 viscosity cup. •Air and paint inlet : G1/4.
•Left handed type is available in FINER II PLUS. For more information, please contact your local distributor or us.


AUTOMOTIVE REFINISHING SPRAY GUNS

FINER-FORCE Series

High-gloss thick coating FINER-FORCE B

This spray gun achieves a "thick and firm coating", "uniform particle size", and "uniform spray pattern" required for clear coating. It is also optimum for solid coatings that exhibit a thick and glossy feel.

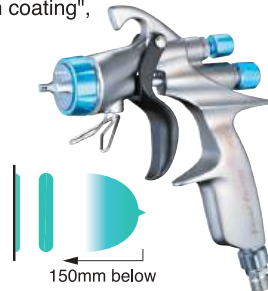
Nozzle bore of 1.6 mm adopted. Exclusively for high-gloss, thick, clear/solid coating. The tulip spray pattern for micro fine atomization.



Micro fine atomization for thin coating FINER-FORCE T

Finer-Force was developed with a focus on metallic pearl coating, which has been passed down from the legendary FINER-G14TC. It achieves spraying performance essential for metallic pearl coating, including "micro fine atomization", "thin coating", and a "flat (uniform) pattern".

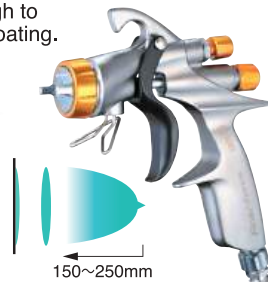
The gun uses a tulip spray pattern with high atomization performance, which outputs a low-variation, uniform, thin, and flat coating. This high-atomization / highly dispersive type of spray gun is suitable for styles of spraying performed with a short spraying distance to produce a highly bright mirror finish required for metallic pearl coating.



Thin mirror finish FINER-FORCE R

A SVLP (Small Volume Low Pressure) spray gun that requires low air volume and produces less scattering. Developed with a focus on "fine atomization" and "uniform thickness", it is an all-round spray gun for beginners through to experts, and can be used for solid to metallic coating.

The spray gun is just like using a brush-even beginners can create their desired coating by its micro fine atomization, low air volume, and less scattering. The spray pattern is in the shape of a tulip. For base (solid/metallic) coating.



High atomization and flat surface finish FINER-FORCE C

The atomized flat pattern achieves a uniform and stable pattern with little unevenness, which is required for plating and color clear paints. It also achieves low pressure, small air volume, and low scattering, making it ideal for metallic and pearl paints.

The tulip pattern allows for even, uniform application of color clear paint when repairing parts with large differences in hue and brightness. It also reduces paint adhesion to the air cap.



For water-based paint FINER-FORCE WB

Equipped with a special WB cap that has been specially tuned for water-based paint. A dedicated spray gun that specializes in water-based paint characteristics by spraying large diameter particles uniformly while maintaining a wide pattern with no unevenness, with high discharge capacity and improved spray efficiency.



Micro fine atomization for thin coating FINER-FORCE-S T

This is a special body circuit for suction type, and it realizes same performance as gravity type. It is possible to use large paint cup and to paint wide area easily.



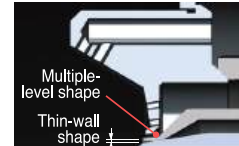
*Paint cup should be ordered separately.

Body balance

The grip is thicker and its center of gravity is positioned backwards for use best with a paint cup attached. This achieves a body balance that acts in the direction of canceling the cup's moment of rotations, and reduces fatigue during coating operation.

Meiji Micros Fine Technology MMFT

We have adopted our company's unique high-atomization technology MMFT (Meiji Micros Fine Technology), which facilitates atomization under low pressure by controlling the air at multiple levels, feeding it efficiently to the opening, and atomizing it through the thinly shaped structure.



Air cap sectional shape


Optimum body circuit design

We visualized the velocity of moving fluid and pressure loss in the body and air circuit by using CAE (fluid analysis), and designed a new optimum air circuit to achieve an air circuit with less pressure loss.



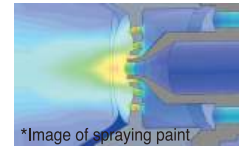
More stable spray pattern

A new baffle plate was added. It controls air flow in the air cap to form a stable spray pattern.



Optimal design around the nozzle

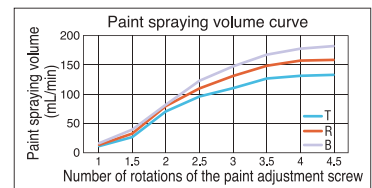
CAE (fluid analysis) has also been used to design the paint nozzle and air cap. To obtain optimum atomization and spray patterns, we have analyzed more than 100 nozzle cap shapes and adopted a superior new nozzle cap shape.



*Image of spraying paint

Optimized spray paint volume

The product has a unique characteristic whereby the spraying volume smoothly increases. It prevents sudden increases in flow, making fine adjustments possible. MEIJI's traditional 0.75 mm pitch has been adopted for paint adjustment screw threads, and the use of slip parts have made smooth adjustments possible.



Needle packing with a low-resistance structure and highly durable design

With an initial leakage limit of 500,000 times, durability can be increased to one million times by retightening the product. The sleeve and soft packing give it a low-resistance structure which is less likely to affect the sliding of the needle after retightening.

Better maintainability

Needle spring integrated with the needle valve set

Change in the structure of the valve seat area



Model No.	Paint feed system	Nozzle bore mm(in)	Spraying pressure MPa(PSI)	Spraying distance mm(in)	Air consumption L/min(cfm)	Paint spraying volume mL/min	Maximum effective pattern width mm(in)	Pattern shape	Required compressor output kW	Weight g (lbs)(oz)	Standard paint cup
FINER-FORCE B	Gravity	1.6(0.063)	0.2(29)	200(7.874)	190(6.7)	180	280(11.024)	Tulip	1.5 or more	325 (0.72)(11.5)	1G-2U, 2GD, 4GD 4GF-U, 4GB-U 4GPA-U, 4G-TA
FINER-FORCE T		200(7.874) 150(5.906)		210(7.4)	130	260(10.236) 220(8.661)					
FINER-FORCE R		1.4(0.055)	0.15(22)	200(7.874)	180(6.4)	160	250(9.843)				
FINER-FORCE C				150(5.906)	170(6.0)	130	220(8.661)				
FINER-FORCE WB		2.0(0.787)	0.2(29)	200(7.874)	225(7.9)	200	290(11.471)				
FINER-FORCE-S T	Suction	1.4(0.055)	0.2(29)	200(7.874)	210(7.4)	100	220(8.661)	Tulip	1.5 or more	325 (0.72)(11.5)	7SB, 7SLB 10SB-2, 10SLB-2

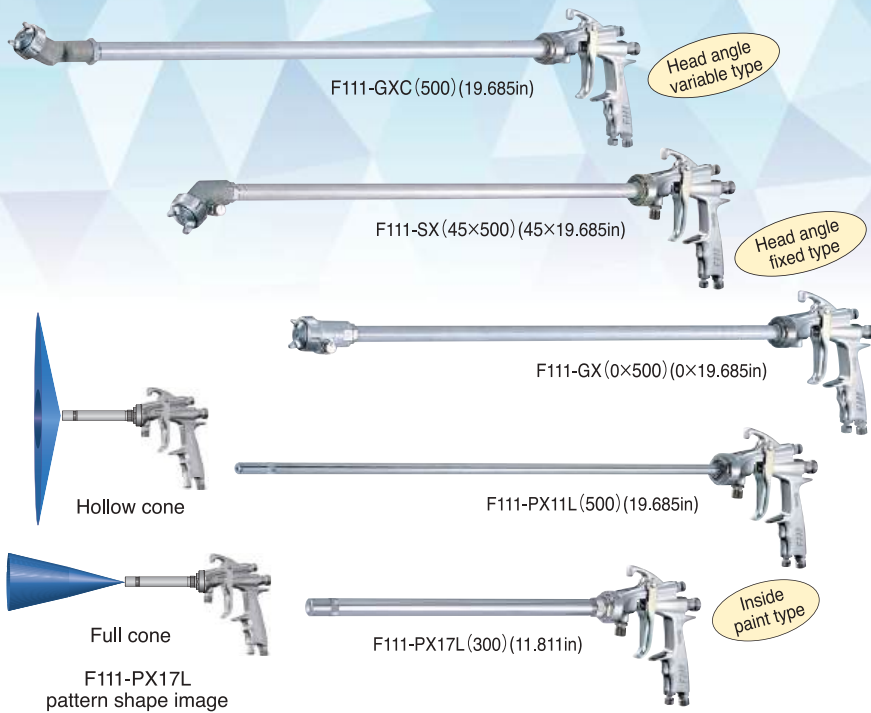
FINER-FORCE (B,T,R,C-S T): •Paint viscosity should be 12 seconds for the high solid for automotive refinishing using MEIJI model V-1 viscosity cup.

FINER-FORCE WB: •Paint viscosity should be 22 seconds for the water-based paint for automotive refinishing using MEIJI model V-1 viscosity cup.

FINER-FORCE (Each model): •Air and paint inlet ; G1/4 •Left handed type is available in FINER-FORCE gravity type. For more information, please contact your local distributor or us.

EXTENSION SPRAY GUNS

F111 Series



HEAD ANGLE VARIABLE TYPE

The head angle can be adjusted 360° by simply loosening the base nut. Besides in head angle variable type, the head angle can be adjusted from 90° to -90° by loosening the top bolt.



The dual pipe system employing separate pipes for the air and paint enhances compactness and durability.

As the air circuit for spraying is not same as the one for spraying pattern, you can adjust the spraying pattern by hand.

HEAD ANGLE FIXED TYPE

You can choose head angle 0 or 45, and only head angle 45 can be adjusted 360 by simply loosening the base nut.

INSIDE PAINT TYPE

Model F111-PXL is equipped with a special nozzle and cap developed for painting the inside surface of pipes, making it ideal for painting the inside of long pipes with a small inner diameter.

Model F111-PX17L can spray both **full cone** and **hollow cone** in adjusting the position of pipe place, and it is suitable for spraying inside of the pipe in less than ϕ 300mm(11.811in).

Model No.	Type	Paint feed system	Nozzle bore mm(in)	Spraying pressure MPa(PSI)	Spraying distance mm (in)	Air consumption L/min(cfm)	Paint spraying volume mL/min	Maximum effective pattern width mm(in)	Required compressor output kW	Head angle and inner dia. into which head can be inserted mm(in)	Pipe length mm(in)	Weight g (lbs)(oz)
F111-PXC10P	Head angle variable type extension spray gun	Pressure	1.0(0.039)	0.25(36)	200(7.874)	170(6.0)	195	215(8.465)	1.5	0°: 40(1.575) 90°: 60(2.362)	500(19.685)	625 (1.38)(22.0)
F111-PXC13P			1.3(0.051)			185(6.5)	230	225(8.858)			1,000(39.370)*	
F111-SXC15		Suction	1.5(0.059)			45	110(4.330)	0.75	500(19.685)*			
F111-GXC15						60	115(4.528)		500(19.685)*			
F111-PX10P	Extension spray gun	Pressure	1.0(0.039)	0.25(36)	200(7.874)	180(6.4)	225	235(9.252)	1.5	0°: 40(1.575) 45°: 55(2.165)	500(19.685)	565 (1.25)(19.9)
F111-PX13P			1.3(0.051)			190(6.7)	290	255(10.039)			1,000(39.370)* 1,500(59.055) 1,800(70.866)*	
F111-SX15		Suction	1.5(0.059)			110	150(5.906)	0.75	500(19.685)			
F111-GX15						135	160(6.299)		500(19.685)*			
F111-PX11L	Pipe inside spraying extension gun	Pressure	1.5(0.059)	0.25(36)	200(7.874)	65(2.3)	110	60(2.362)	0.75	0°: 13(0.512) (straight only)	500(19.685)	575 (1.27)(20.3)
F111-PX17L			1.3(0.051)			0.3(44)	150(5.906) 30(1.181)	180(6.4)			115 300**115	

- Pipe length with mark* is the maximum length, and it is possible to make the pipe length in 50mm(1.967in) measure within maximum length.
- Use of the longer pipe will result in reducing paint spraying volume.
- Paint viscosity should be 20 seconds for lacquer enamel using a Meiji model V-1 viscosity cup, and the feed pressure for PX models should be 0.08MPa(12PSI).
- Nozzle bore of 0.8mm(0.031in) and 1.5mm(0.059in) for PX(PXC) type is available. Nozzle bore of 1.0mm(0.039in), 1.3mm(0.051in) and 2.0mm(0.079in) for SX(SXC) and GX(GXC) types is available.
- For Model F111-PX17L; Paint viscosity should be 20 seconds, 12 seconds with mark**, for lacquer enamel using a Meiji model V-1 viscosity cup, and the feed pressure should be 0.03MPa(4PSI), 0.08MPa(12PSI) with mark**. • Air and paint inlet : G1/4 • Specifications is for spray guns of pipe length 500mm(19.685in).

Remarks

- Head angle cannot be changed when the spray gun is in use, and shall be changed after cleaning the paint circuit with no fluids inside. Due to its design and structure, please avoid changing the angle frequently.
- When the spray gun is in use, please do not loosen the Air cap nut. When changing direction of Air cap, Air cap itself shall be turned without loosening the Air cap nut.
- Fluid viscosity shall be less than 30sec for Pressure type, and less than 20sec in case of Suction and Gravity type by using Meiji V-1 model viscosity cup. Fluids with high viscosity may result in less ejection amount and for PX17L, spray may not be in hollow cone.

PIECE GUNS, COMPACT SPRAY GUNS


MP/F55 Series



F55 series

By improvement of atomizing performance at low pressure, higher performance and further energy saving are achieved.

Optimum air cap and fluid nozzle design enabling both improvement of atomizing and saving energy.



▲ CFD analysis of F55

Model No.	Paint feed system	Nozzle bore mm(in)	Spraying pressure MPa(PSI)	Air consumption L/min(cfm)	Pattern shape	Required compressor output kW	Weight g(lbs)(oz)	Paint cup capacity mL(cc)
MP-2	Gravity	0.2(0.008)	0.15(22)	5(0.2)	Round	0.1~0.2	65(0.14)(2.3)	1
MP-3		0.3(0.012)					95(0.21)(3.4)	7

Model No.	Paint feed system	Nozzle bore mm(in)	Spraying pressure MPa(PSI)	Spraying distance mm(in)	Air consumption L/min(cfm)	Paint spraying volume mL/min	Maximum effective pattern width mm(in)	Pattern shape	Required compressor output kW	Weight g (lbs)(oz)	Paint cup capacity mL(cc)
F55-G05R	Gravity	0.5(0.020)	0.1(15)~ 0.3(44)	100(3.937)~ 150(5.906)	19(0.7)~ 43(1.5)	21~26 46~64	~25(0.984) ~35(1.378)	Round	0.2~0.4	171 (0.38)(6.0)	150 (1G-2 CUP)
F55-G08R		0.8(0.031)			43(1.5)	46~64	~35(1.378)				
F55-G05		0.5(0.020)	0.1(15)~ 0.2(29)		43(1.5)~ 66(2.3)	17~22 34~47	~90(3.543) ~120(4.724)	Flat (triangle)			
F55-G08		0.8(0.031)			66(2.3)	34~47	~120(4.724)				

- Paint viscosity should be 12 seconds for lacquer enamel using a Meiji model V-1 viscosity cup. • Air and paint inlet : G1/4

LOW-PRESSURE ATOMIZATION HAND SPRAY GUNS

F110L Series

Use of 3D air

Exceptional atomization at a very low air cap internal pressure (0.07MPa(10PSI) for pressure & suction type, and 0.05MPa(7PSI) for gravity type).

3D air, whose air flow direction is diagonal, realizes more stable spraying pattern.

Higher transfer efficiency, low spattering, and environment-friendly while lowering costs.

Lower air pressure design realizes saving by about 30% in the air consumption and improving by about 10% of transfer efficiency. Furthermore, less spattering paint brings less paint volume and improvement of working environment.

Waterborne compatibility

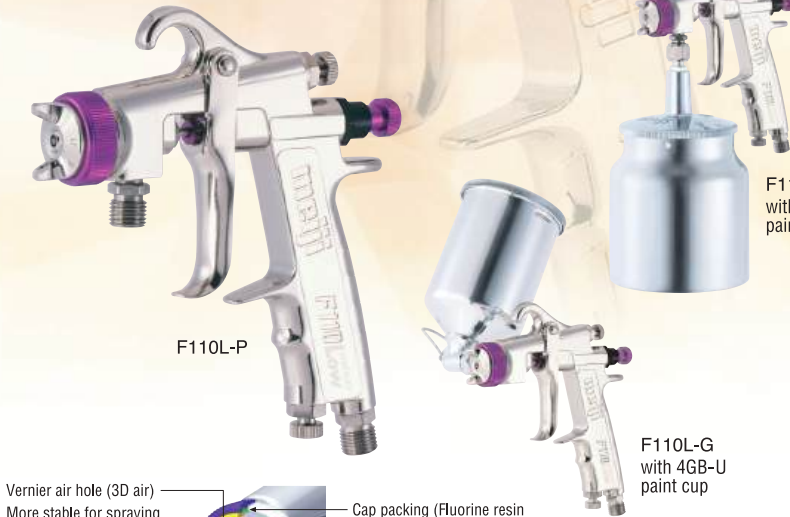
Stainless steel passage for waterborne compatibility.

Beautiful finishing

The use of nickel plating brings improvement of wear and corrosion resistance.

Easy-to-use

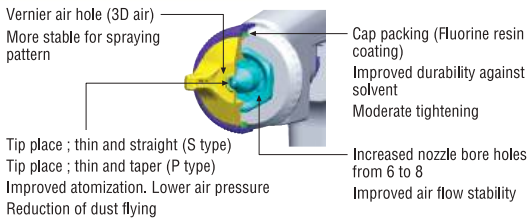
The use of U-packing in the needle packing place brings free-maintenance, such as no necessary retorquing etc.



F110L-P

F110L-S with 7SB paint cup

F110L-G with 4GB-U paint cup



*Paint cup should be ordered separately.

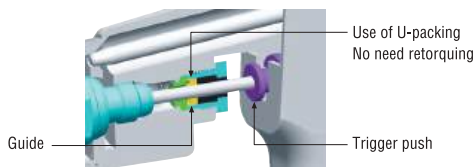
Concept and features of low-pressure atomizing spray guns

With a low-pressure atomizing spray gun, the air cap internal pressure is low and the air cap nozzle bore is large, so the airflow velocity drops immediately after the paint is released into the atmosphere.

This slows down the atomization rate, reducing splashback and realizing the high transfer efficiency.

As a result, paint consumption is reduced by about 15 to 30% compared with a multipurpose spray gun (Meiji product comparison).

Reducing spattering and splashback not only creates a better work environment, but also reduces spray booth maintenance.



Model No.	Paint feed system	Nozzle bore mm(in)	Spraying pressure MPa(PSI)	Air pressure inside cap MPa(PSI)	Spraying distance mm(in)	Air consumption L/min(cfm)	Paint spraying volume mL/min	Maximum effective pattern width mm(in)	Pattern shape	Required compressor output kW	Weight g (lbs)(oz)	Standard paint cup
F110L-P08LP	Pressure	0.8(0.031)	0.18(26)	0.07(10)	200(7.874)	345(12.2)	165	230(9.055)	Tulip	3.7 or more	308 (0.68)(10.9)	Paint pressure feed tanks, diaphragm paint pumps
F110L-P10LP		1.0(0.039)					225	250(9.843)				
F110L-P13LP		1.3(0.051)					320	270(10.630)				
F110L-S20LS	Suction	2.0(0.079)	0.15(22)	0.07(10)	200(7.874)	265(9.4)	110	270(10.630)	Tulip	3.7 or more	308 (0.68)(10.9)	7SB, 10SB-2 7SLB
F110L-G13LS	Gravity	1.3(0.051)	0.12(17)	0.05(7)	200(7.874)	235(8.3)	100	260(10.236)	Tulip	3.7 or more	308 (0.68)(10.9)	1G-2U, 2GD, 4GD 4GF-U, 4GB-U 4GPA-U, 4G-TA
F110L-G15LS		1.5(0.059)					115	270(10.630)				

•Paint viscosity should be 20 seconds for lacquer enamel using a Meiji model V-1 viscosity cup. •Feed pressure should be 0.08MPa(12PSI) for P types. •Air and paint inlet : G1/4

LOW-PRESSURE ATOMIZATION AUTOMATIC SPRAY GUNS

A110L Series

Use of 3D air

Exceptional atomization at a very low air cap internal pressure of 0.07MPa(10PSI).

3D air, whose air flow direction is diagonal, realizes more stable spraying pattern.

Higher transfer efficiency, low spattering, and environment-friendly while lowering cost.

Lower air pressure design realizes saving by about 30% in the air consumption and improving by about 10% of transfer efficiency. Furthermore, less spattering paint brings less paint volume and improvement of working environment.

Remote control compatible

Spraying pattern can be adjusted by remote control.

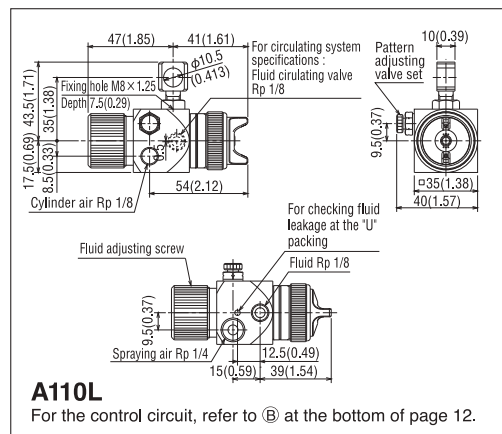
Tube fixtures

Commercially available fixtures are used for the air and paint connection ports for easier use.



A110L-P

Dimensions mm(in)



Model No.	Nozzle type	Paint feed system	Nozzle bore mm(in)	Spraying pressure MPa(PSI)	Air pressure inside cap MPa(PSI)	Spraying distance mm(in)	Air consumption L/min(cfm)	Paint spraying volume mL/min	Maximum effective pattern width mm(in)	Weight g (lbs)(oz)
A110L-P06LP	F110L	Pressure	0.6(0.023)	0.18(26)	0.07(10)	200(7.874)	345(12.2)	85	190(7.480)	206 (0.45)(7.3)
A110L-P08LP			0.8(0.031)					165	230(9.055)	
A110L-P10LP			1.0(0.039)					225	250(9.843)	
A110L-P13LP			1.3(0.051)					320	270(10.630)	


•Paint viscosity should be 20 seconds for lacquer enamel using a Meiji model V-1 viscosity cup. •Feed pressure should be 0.08MPa(12PSI).

•Circulation type is available. Please specify the circulation type on your order.

PAINT CUPS

Fluorine resin Coated Cup 4G-TA

Improved flow and paint removal, making wash-up quick and easy.



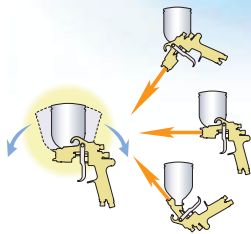
▲Fluorine resin Coated

Freely adjustable Cup 1G-2U, 4GF-U, 4GB-U, 4GPA-U, 4G-TA

A freely adjustable joint allows the cup to be adjusted to any angle while mounted on the gun.



▲Freely adjustable joint



Even if changing the gun angle according to the coating surface, it is possible to change the cup angle with one touch. Realizes smooth layering without taking eyes off the paint line.

A convenient gun stand makes it possible to temporarily stop work or add paint wherever a flat surface is available.



▲Gun stand

Agitator Cup 4GPA-U-V, 7SB-VA

Ideal for agitating pearl and metallic paint. It is possible to agitate in low pressure and adjust the rotation freely.



*Hand spray gun should be ordered separately.



Model No.	Type	Capacity L(cc)	Coupling nut	Applicable spray guns	Weight g(lbs)(oz)	
1G-2	Gravity cup	0.15(150)	G1/4	F55-GR, F55-G F111-G, F110L-G FINER-FORCE FINER II PLUS FINER SPOT	90(0.198)(3.2)	
1G-2U					101(0.222)(3.6)	
2GD		113(0.249)(4.0)				
4GD		200(0.441)(7.1)				
4GF-U		185(0.408)(6.5)				
4GB-U		195(0.430)(6.9)				
4GPA-U	Plastic gravity cup	0.45(450)	G1/4	F111-G, F110L-G FINER-FORCE FINER II PLUS FINER SPOT	170(0.375)(6.0)	
4G-TA	Teflon-coated gravity cup				220(0.485)(7.8)	
6CP	Plastic gravity cup	0.6(600)	G3/8	FINER-CORE, F410-G	171(0.377)(6.0)	
7SB	Suction cup	0.75(750)	G1/4	F111-S, F110L-S FINER-FORCE-S	290(0.639)(10.2)	
10SB-2		1(1,000)	G3/8		325(0.717)(11.5)	
10SC	Suction cup (lever type)	0.75(750)	G1/4	F111-S, F110L-S FINER-FORCE-S	360(0.794)(12.7)	
7SLB			G3/8		420(0.926)(14.8)	
10SLB-2		1(1,000)	G3/8		F210-S, BS-2-11	590(1.300)(20.8)
10SLB		1(1,000)				
10ZP	Pressure cup	1(1,000)	G3/8	F210Z-P	590(1.300)(20.8)	

Model No.	Type	Capacity L(cc)	Coupling nut	Air pressure MPa(PSI)	Air consumption L/min(cfm)	Paint viscosity range second	Applicable spray guns	Weight g (lbs)(oz)
4GPA-U-V	Agitator cup gravity	0.45 (450)	G1/4	0.2(29)~0.35(51)	15(0.5)~50(1.8)	10~20	F111-G, F110L-G FINER II PLUS	220 (0.485)(7.8)
7SB-VA	Agitator cup suction	0.75 (750)	G1/4	0.2(29)~0.35(51)	15(0.5)~50(1.8)	10~20	F111-S, F110L-S FINER-FORCE-S	380 (0.838)(13.4)

•Paint viscosity is for using Meiji model V-1 viscosity cup.

PAINT FILTERS

Air hose and paint hose are connected close at hand to improve work efficiency. A built-in 100-mesh filter effectively filters the paint.



HF-C

Model No.	Filter mesh	Coupling nut	Applicable spray guns	Weight g(lbs)(oz)
HF-C	100	G 1/4	F111-P, F110L-P	130(0.287)(4.6)
HFF-C	100	G 1/4	FINER-FORCE-P	
HM-C	100	G 3/8	F210-P	150(0.331)(5.3)

VISCOSITY CUP

Use the Meiji V-1 viscosity cup, which is based on the No.4 Ford viscosity cup, to measure the viscosity of the paint.



V-1

Viscosity Comparison Table

Viscosity	Units										
	Pa·s	mPa·s (cps)	Ford Cup #3	Ford Cup #4	Meiji V-1 viscosity cup	Krebs Units Ku	Zahn #1	Zahn #2	Zahn #3	Zahn #4	Zahn #5
Low	0.01	10		5			30	16			
	0.015	15		8			34	17			
	0.02	20	12	10			37	18			
	0.025	25	15	12			41	19			
	0.03	30	19	14			44	20			
Medium	0.04	40	25	18			52	22			
	0.05	50	29	22	30		60	24			
	0.06	60	33	25	33		68	27			
	0.07	70	36	28	35			30			
	0.08	80	41	31	37			34			
High	0.09	90	45	32	38			37	10		
	0.1	100	50	34	40			41	12	10	
	0.12	120	58	41	43			49	14	11	
	0.14	140	66	45	46			58	16	13	
	0.16	160		50	48			66	18	14	
	0.18	180		54	50			74	20	16	
	0.2	200		58	52			82	23	17	10
	0.22	220		62	54				25	18	11
	0.24	240		65	56				27	20	12
	0.26	260		68	58				30	21	13
	0.28	280		70	59				32	22	14
	0.3	300		74	60				34	24	15

•1Pa·s=10 poise, 1mPa·s=1 cps, 1Pa·s=1,000 cps

AUTOMATIC SPRAY GUNS

FA110/FA210/A110/A210 JA/SA/A55/AHS2A Series



New atomization system

(FA110, FA210, A110, A210, SA110)

Realizing high quality paint film by optimum spraying paint volume.

Lightweight and compact

The lightweight, compact design allows installation even in confined spaces.

Highly durable non-lubricated type

(FA110, FA210, A110, A210)

The use of a special "U" needle packing on the paint line improves durability and eliminates any need for lubrication. Durability is further improved by use of a Teflon needle packing on the air line.

Adaptable for remote control

(A110, A210) (This performance is option in FA type.)

The pattern can be adjusted (opened and closed) by remote control using compressed air.

Stainless steel passage for waterborne compatibility

(FA110, FA210)

Type	Model No.	Nozzle type	Paint feed system	Nozzle bore mm(in)	Standard air cap	Spraying pressure MPa(PSI)	Spraying distance mm(in)	Air consumption L/min(cfm)	Paint spraying volume mL/min	Maximum effective pattern width mm(in)	Pattern shape	Weight g (lbs)(oz)	Main application				
With a built-in spraying air valve	FA110-P08P	F110	Pressure	0.8(0.031)	08P	0.25(36)	200(7.874)	220(7.8)	180	230(9.055)	Tulip	504 (1.11)(17.8)	Small object, low viscosity, top coating				
	FA110-P10P			1.0(0.039)	10P			230(8.1)	245	240(9.449)			Small object, low and middle viscosity, top coating				
	FA110-P13P			1.3(0.051)	13P			280(9.9)	310	270(10.630)			Small object, low and middle viscosity, top coating				
	FA110-P15P			1.5(0.059)	15P			290(10.2)	330	275(10.827)			Small object, low and middle viscosity, top coating				
	FA210-P12P			1.2(0.047)	12P			335(11.8)	530	350(13.780)			Large object, low viscosity, top coating				
	FA210-P15P			1.5(0.059)	15P			345(12.2)	880	370(14.567)			Large object, middle viscosity, surface and top coating				
Multi-purpose	FA210-P20P	F210	Pressure	2.0(0.079)	20P	0.25(36)	250(9.843)	375(13.2)	1,280	400(15.748)	Tulip	515 (1.14)(18.2)	Large object, middle viscosity, surface and top coating				
	FA210-P25P			2.5(0.098)	25P			410(14.5)	1,710	420(16.535)			Large object, high viscosity				
	A110-P08P			0.8(0.031)	08P			220(7.8)	180	230(9.055)			Tulip	191 (0.42)(6.7)	Small object, low viscosity, top coating		
	A110-P10P			1.0(0.039)	10P			230(8.1)	245	240(9.449)					Small object, medium viscosity, surface and top coating		
	A110-P13P			1.3(0.051)	13P			280(9.9)	310	270(10.630)					Large object, low viscosity, top coating		
	A110-P15P			1.5(0.059)	15P			290(10.2)	330	275(10.827)					Large object, medium viscosity, surface and top coating		
A210-P12P	1.2(0.047)	12P	335(11.8)	530	350(13.780)	Large object, high viscosity											
A210-P15P	1.5(0.059)	15P	345(12.2)	880	370(14.567)	Large object, high viscosity											
Semi-automatic	A210-P20P	F210	Pressure	2.0(0.079)	20P	0.25(36)	250(9.843)	375(13.2)	1,280	400(15.748)	Tulip	248 (0.55)(8.7)	Large object, medium viscosity, surface and top coating				
	A210-P25P			2.5(0.098)	25P			410(14.5)	1,710	420(16.535)			Large object, high viscosity				
	JA110-P08P			0.8(0.031)	08P			220(7.8)	180	230(9.055)			Tulip	143 (0.32)(5.0)	Small object, low viscosity		
	JA110-P10P			1.0(0.039)	10P			230(8.1)	245	240(9.449)					Small object, middle viscosity		
	JA110-P13P			1.3(0.051)	13P			280(9.9)	310	270(10.630)					Small object, middle viscosity		
	JA110-P15P			1.5(0.059)	15P			290(10.2)	330	275(10.827)					Small object, middle viscosity		
SA110-P08P	0.8(0.031)	08P	220(7.8)	180	230(9.055)	Low viscosity											
SA110-P10P	1.0(0.039)	10P	230(8.1)	245	240(9.449)	Middle viscosity											
Compact	SA110-P13P	F110	Pressure	1.3(0.051)	13P	0.25(36)	200(7.874)	280(9.9)	310	270(10.630)	Tulip	108 (0.24)(3.8)	Low viscosity				
	SA110-P15P			1.5(0.059)	15P			290(10.2)	330	275(10.827)			Middle viscosity				
	A55-P05R			0.5(0.020)	—			0.2(29)	100(3.937)~150(5.906)	30(1.06)			100	~25(0.984)	Round	79 (0.17)(2.8)	Small object, low viscosity
	A55-P08R			0.8(0.031)	—					240			~35(1.378)	Small object, low viscosity			
A55-P05	0.5(0.020)	—	66(2.33)	100	~90(3.543)	Triangle	71 (0.16)(2.5)			Small object, low viscosity							
A55-P08	0.8(0.031)	—	240	~120(4.724)	Small object, low viscosity												
High viscosity	AHS2A-P30	HS2	Pressure	3.0(0.118)	—	0.29(42)	—	160(5.6)	—	260(10.236)	Triangle	480 (1.06)(16.9)	Large object, high viscosity				
	AHS2A-P40			4.0(0.157)	—			180(6.4)	—	260(10.236)			Large object, high viscosity				

• For 110 and 210; Paint viscosity should be 20 seconds for lacquer enamel using a Meiji model V-1 viscosity cup. • For AHS2A; Paint viscosity should be 22 seconds for lacquer enamel using a Meiji model V-1 viscosity cup. • Feed pressure should be 0.08MPa(12PSI) for 110 and 210 types, 0.1MPa(15PSI) for AHS type.

• Circulation type is available in FA110, FA210, A110, A210, A55 and AHS2A. Please specify the circulation type on your order.

EXTENSION AUTOMATIC SPRAY GUNS


FA110/A110 Series

The head angle can be adjusted 360° by simply loosening the base nut. Besides in head angle variable type, the head angle can be adjusted from 90° to -90° by loosening the top bolt.

(Head angle variable type only)

In A110 type, by making another pattern air circuit, you can adjust the spraying pattern by remote control.

(This performance is option in FA type.)



Type	Model No.	Type	Paint feed system	Nozzle bore mm(in)	Standard air cap	Spraying pressure MPa(PSI)	Spraying distance mm(in)	Air consumption L/min(cfm)	Paint spraying volume mL/min	Maximum effective pattern width mm(in)	Head angle and inner dia. into which head can be inserted mm(in)	Pipe length mm(in)	Weight g (lbs)(oz)
With a built-in spraying air valve	FA110-PXC10P	Head angle variable type extension automatic spray gun	Pressure	1.0(0.039)	10P	0.25(36)	200(7.874)	160(5.7)	190	210(8.268)	0°:40(1.575) 90°:60(2.362)	500(19.685)	834 (1.84)(29.4)
	FA110-PXC13P			1.3(0.051)	13P			175(6.2)	235	220(8.661)		1,000(39.370)*	1,500(59.055)
	FA110-PX10P	Extension automatic spray gun	Pressure	1.0(0.039)	10P	0.25(36)	200(7.874)	180(6.4)	245	230(9.055)	0°:40(1.575) 45°:55(2.165)	500(19.685)	784 (1.73)(27.7)
	FA110-PX13P			1.3(0.051)	13P			195(6.9)	310	240(9.449)		1,000(39.370)	1,500(59.055)
	FA110-PX11L			1.5(0.059)	—			0.25(36)	200(7.874)	70(2.5)		120	60(2.362)
FA110-PX17LA	Pipe inside extension automatic spraying gun	Pressure	1.3(0.051)	—	0.3(44)	—	180(6.4)	130	100(3.937)	0°:20(0.787) (straight only)	1,800(70.866)*	946 (2.08)(33.4)	
Multi-purpose	A110-PXC10P	Head angle variable type extension automatic spray gun	Pressure	1.0(0.039)	10P	0.25(36)	200(7.874)	160(5.7)	190	210(8.268)	0°:40(1.575) 90°:60(2.362)	500(19.685)	534 (1.18)(18.8)
	A110-PXC13P			1.3(0.051)	13P			175(6.2)	235	220(8.661)		1,000(39.370)*	1,500(59.055)
	A110-PX10P	Extension automatic spray gun	Pressure	1.0(0.039)	10P	0.25(36)	200(7.874)	180(6.4)	245	230(9.055)	0°:40(1.575) 45°:55(2.165)	500(19.685)	464 (1.02)(16.4)
	A110-PX13P			1.3(0.051)	13P			195(6.9)	310	240(9.449)		1,000(39.370)	1,500(59.055)
	A110-PX11L			1.5(0.059)	—			0.25(36)	200(7.874)	70(2.5)		120	60(2.362)
A110-PX17LA	Pipe inside extension automatic spraying gun	Pressure	1.3(0.051)	—	0.3(44)	—	180(6.4)	130	100(3.937)	0°:20(0.787) (straight only)	1,800(70.866)*	633 (1.40)(22.3)	

• Pipe length with mark * is the maximum length, and it is possible to make the pipe length in 50mm(1.967in) measure within maximum length.

• Use of the longer pipe will result in reducing paint spraying volume. • Paint viscosity should be 20 seconds for lacquer enamel using a Meiji model V-1 viscosity cup. Feed pressure should be 0.08MPa(12PSI). • For model PX17LA; Paint viscosity should be 20 seconds, 12 seconds with mark**, and the feed pressure should be 0.03MPa(4PSI), 0.08MPa(12PSI) with mark**.

• Nozzle bore of 0.8mm(0.031in) and 1.5mm(0.059in) for PX(PXC) type is available. • Specifications is for spray guns of pipe length 500mm(19.685in).

Remarks

• Head angle cannot be changed when the spray gun is in use, and shall be changed after cleaning the paint circuit with no fluids inside. Due to its design and structure, please avoid changing the angle frequently.

• When the spray gun is in use, please do not loosen the Air cap nut. When changing direction of Air cap, Air cap itself shall be turned without loosening the Air cap nut.

• Fluid viscosity shall be less than 30sec by using Meiji V-1 model viscosity cup. Fluids with high viscosity may result in less ejection amount.

SEPARATION TYPE AUTOMATIC SPRAY GUNS

Short-distance painting

With taper structure of the nozzle tip, AD-P and FAD are applicable to short-distance painting, which enable high atomization and low spattering performance with a small paint spraying volume and small air consumption, and provide high-quality coating film.

Remote operation

Atomizing air and pattern air are supplied via separate circuits. This structure enables remote operation of individual circuits.

Maintenance efficiency improvement

The spray gun is divided into three sections: cap base, gun body and cylinder body. This structure simplifies parts replacement, and enables the body (paint circuit) to be washed after immersed in solvent, resulting in maintenance efficiency improvement. Disassembling work is easy, without necessity of a special tool.

Change to SUS circuit for liquid contact area

A SUS circuit can be used for the liquid contact area by changing the body.

Compatibility

Since the cap base and the body are applicable to both AD-P and FAD, AD can be changed to FAD by replacing a set of the cylinder body.

Built-in atomization air valve with remarkably lighter weight and smaller body (FAD-P)


The operation circuit has been simplified, resulting in higher operability.

FAD-P provides 40% lighter weight and 24% smaller size than our conventional model (FA), and provides an enlarged teaching range.

Compatibility with circulation type

When the plug and plug packing are removed from the aperture of the circulation circuit, these models can serve as the circulation type.

AD/FAD Series



Model No.	Nozzle type	Nozzle bore mm(in)	Atomizing air pressure MPa(PSI)	Pattern air pressure MPa(PSI)	Spraying distance mm(in)	Fluid feed pressure MPa(PSI)	Air consumption L/min(cfm)	Paint spraying volume mL/min	Maximum effective pattern width mm(in)	Weight g(lbs/oz)
AD-P10	F110	1.0 (0.039)	0.25 (36)	0.25 (36)	200 (7.874)	0.03 (4)	110 (3.9)	100	145 (5.709)	180(0.40)(6.3)
AD-P10-SU		255(0.56)(9.0)								
AD-P13ST		1.3 (0.051)								180(0.40)(6.3)
AD-P13ST-SU		255(0.56)(9.0)								
FAD-P10	F110	1.0 (0.039)	0.25 (36)	0.25 (36)	200 (7.874)	0.03 (4)	110 (3.9)	100	145 (5.709)	220(0.49)(7.8)
FAD-P10-SU		295(0.65)(10.4)								
FAD-P13ST		1.3 (0.051)								180(0.40)(6.3)
FAD-P13ST-SU		295(0.65)(10.4)								

- Paint viscosity should be 20 seconds for lacquer enamel using a Meiji model V-1 viscosity cup.
- FAD type is built-in air valve for atomizing air.
- Dimensions are shown at page 12.

JOINT BOX TYPE AUTOMATIC SPRAY GUNS

Adoption of new type of nozzle and cap

With taper structure of the nozzle tip, AJ-P enables high atomization and low spattering, with a small spraying volume, resulting in maintenance and improvement of economical effect, environmental conservation and continuous painting performance.

Maintenance efficiency improvement and attaching/detaching time reduction


The gun body and the joint box can be attached and detached with a single bolt, and the joint and hose not need to be removed from the gun body, thus enabling easy positioning when the joint box is re-mounted after maintenance. No special tools are required for all maintenance step work.

High transfer efficiency for flat surface finish (AJ-P08F)

Reduce overspray and paint adhesion on air cap by obtuse angle low air horn.

Low spraying pressure and gentle air flow create flat and less irregular surface.

AJ Series

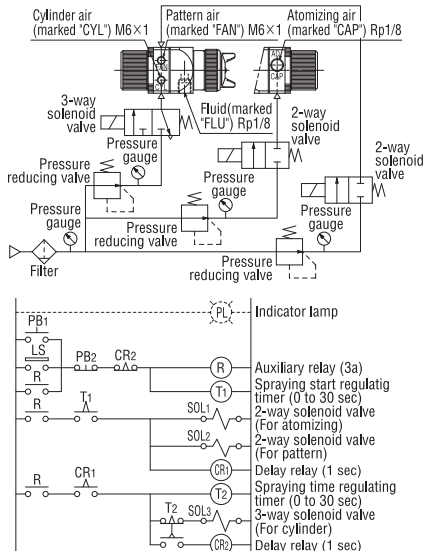


Model No.	Nozzle type	Nozzle bore mm(in)	Atomizing air pressure MPa(PSI)	Pattern air pressure MPa(PSI)	Spraying distance mm(in)	Fluid feed pressure MPa(PSI)	Air consumption L/min(cfm)	Paint spraying volume mL/min	Maximum effective pattern width mm(in)	Weight g (lbs/oz)			
AJ-P08F	F110	0.8(0.031)	0.25(36)	0.25(36)	150(5.906)	0.04(6)	230(8.1)	100	90(3.543)	285 (0.63) (10.1)			
AJ-P08P		1.0(0.039)									220(7.8)	180	230(9.055)
AJ-P10P		1.0(0.039)									230(8.1)	245	240(9.449)
AJ-P13P		1.3(0.051)									280(9.9)	310	270(10.630)
AJ-P15P		1.5(0.059)									290(10.2)	330	275(10.827)

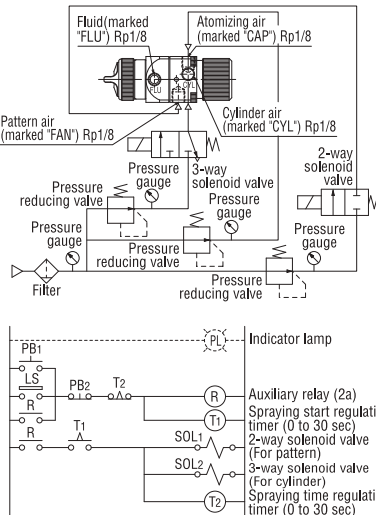
- Paint viscosity should be 20 seconds for lacquer enamel using a Meiji model V-1 viscosity cup.
- Dimensions are shown at page 12.
- Circulation type is available. Please specify the circulation type on your order.

Control circuit

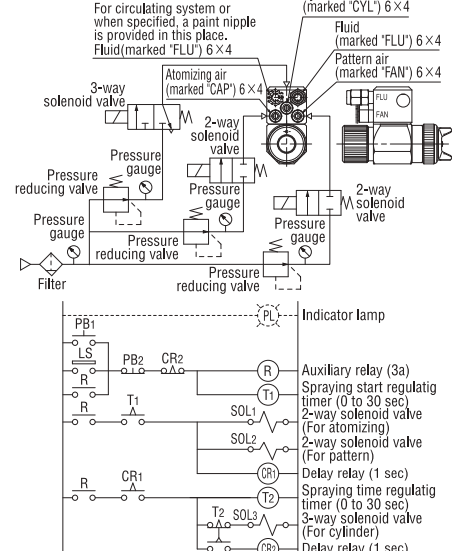
① Cylinder air circuit & pattern air circuit type AD



② Built-in air valve for atomizing air & pattern air circuit type FAD



③ Cylinder air circuit & pattern air circuit type AJ



AJ-P08P

- Standard spec.
- Medium spraying volume type
- For general industrial painting Air cap

- High transfer efficiency
- Ecological
- UV
- Metallic
- Clear



AJ-P0810

- Low air consumption spec.
- Low spraying volume type
- Ecological low air consumption Air cap

- High transfer efficiency
- Ecological
- UV
- Clear



AJ-P0813ST

- Medium pressure spec.
- Low spraying volume type
- High atomization type Air cap (Also suitable when spraying distance is far)

- High atomization
- UV
- Metallic



AJ-P1015ST

- Medium pressure spec.
- Low to Medium spraying volume type
- High atomization type Air cap (Also suitable when spraying distance is far)


- High atomization
- UV
- Metallic
- Clear



AJ-P08F

- Spindle spray painting
- Low spraying volume type
- Air cap for spindle line which realizes flat and equal spraying pattern.

- High atomization
- High transfer efficiency
- UV
- Metallic
- Clear



AJ-P08PL1

- Painting in close distance
- Low spraying volume type
- Low air consumption with high atomization type Air cap (Also suitable for painting complex structure)

- High atomization
- High transfer efficiency
- Ecological
- UV



AJ-P08PL2

- Painting in close distance
- Low to Medium spraying volume type
- Low air consumption with high atomization type Air cap (Also suitable for painting complex structure)

- High atomization
- High transfer efficiency
- Ecological
- UV
- Clear



AJ-P08PL4

- Painting in close distance
- Medium spraying volume type
- Low air consumption with high atomization type Air cap

- High atomization
- High transfer efficiency
- Ecological
- UV
- Clear



AJ-P08P-5

- High durability type
- Medium spraying volume type
- Nitriding treatment on Nozzle and Needle for higher durability

- High transfer efficiency
- Ecological
- UV
- Metallic
- Clear



AJ-P08P-6

- Waste paint dust prevention spec.
- Medium spraying volume type
- Air cap which minimizes paint clogging on tips of Needle and Nozzle to prevent waste paint dust.

- High transfer efficiency
- Ecological
- UV
- Metallic
- Clear



AJL-P08LP

- Low pressure
- Low to Medium spraying volume type
- Better atomization with use of larger air which lowers spattering

- High transfer efficiency
- UV
- Clear



AJ55-P08

- Spraying extremely small object
- Extremely low spraying volume type
- Joint box are common with other type of AJ guns therefore guns could be exchanged within the same line.



AJ-P08P-SU

- SUS Fluid passage type
- Medium spraying volume type
- Fluid passage made of Stainless steel which is suitable for water borne paints.

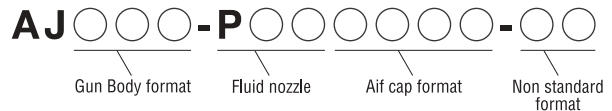
- High transfer efficiency
- Ecological
- UV
- Metallic
- Clear



- Suitable for line marking and dents that are about 5mm(0.197in).



Model format:



Remarks:

- When the Air cap size is same as fluid nozzle, Air cap size will not be mentioned.
- For non standard format, C will be mentioned for circulation type and SU for Stainless Steel type.
- 0.08=0.8mm

Model No.	Fluid nozzle type	Fluid nozzle bore mm(in)	Atomizing air pressure MPa(Pa)	Pattern air pressure MPa(Pa)	Spraying distance mm(in)	Air consumption L/min(cfm)	Paint spraying volume mL/min	Maximum effective pattern width mm(in)	Pattern shape (Film thickness)	Weight g(lbs)(oz)	
AJ-P08P	F110	0.8(0.031)	0.2(29)	0.2(29)	120(4.724)	195(6.9)	100	85(3.346)	Triangle	285(0.63)(10.1)	
AJ-P0810						80(2.83)		95(3.74)			
AJ-P0813ST		1.0(0.039)	0.15(22)	0.15(22)		210(7.42)		80(3.149)	Flat	298(0.66)(10.5)	
AJ-P1015ST						215(7.59)		90(3.543)			
AJ-P08F		0.8(0.031)	0.2(29)	0.2(29)		230(8.12)		85(3.346)	Triangle	285(0.63)(10.1)	
AJ-P08PL1						105(3.71)					100(3.937)
AJ-P08PL2						135(4.77)					95(3.74)
AJ-P08PL4						180(6.36)					85(3.346)
AJ-P08P-5						195(6.89)					
AJ-P08P-6						195(6.89)					100(3.937)
AJL-P08LP	320(11.3)				298(0.66)(10.5)						
AJ55-P08	F55				0.2(29)	0.2(29)	60(2.12)				50
AJ55-P08PR		30(1.06)	20	Round			262(0.58)(9.2)				
AJ-P08P-SU	F110	0.2(29)	0.2(29)	195(6.89)	100	85(3.347)	Triangle	516(1.14)(18.2)			

- Paint viscosity should be 12 seconds for lacquer enamel using Meiji model V-1 viscosity cup.
- Circulation type is available. Please specify circulation type at the time of your order

AIR AGITATORS

MAH-1A : Powerful type equipped with a built-in speed reducer.

MA-G : Turning speed is controllable by using a convenient handle.

MAF-2 : Flange type which can be secured to the lid of the paint container.

MA-S : Holds an 18-liter paint can or pail. One-touch detachment of the stirring shaft and blades for easy cleaning.

MA-P : Hook type, secures to an 18-liter paint can or pail can.

MAF-21 : Ideal for large-capacity paint in the flange type.

MA-G-K : The blade opens only when rotating. No necessary to cut the paint can completely (For MAH-1A, MA-G).


Model No.	Output* W	Torque* N·m	Rotation speed* min ⁻¹	Air consumption* L/min(ctm)	Max. air pressure MPa(PSI)	Weight kg(lbs/oz)
MAH-1A	277	6.8	390	400(14.1)	0.49(71)	2.0(4.409)(70.5)
MA-G	45	0.45	1,000	180(6.4)		3.2(7.055)(112.9)
MAF-2	100	1.0	1,000	230(8.1)		2.9(6.393)(102.3)
MA-S	45	0.45	1,000	180(6.4)		7.6(16.755)(268.1)
MA-P	45	0.45	1,000	180(6.4)		2.9(6.393)(102.3)

*Specifications of an air motor of maximum output. • Air inlet : G1/4

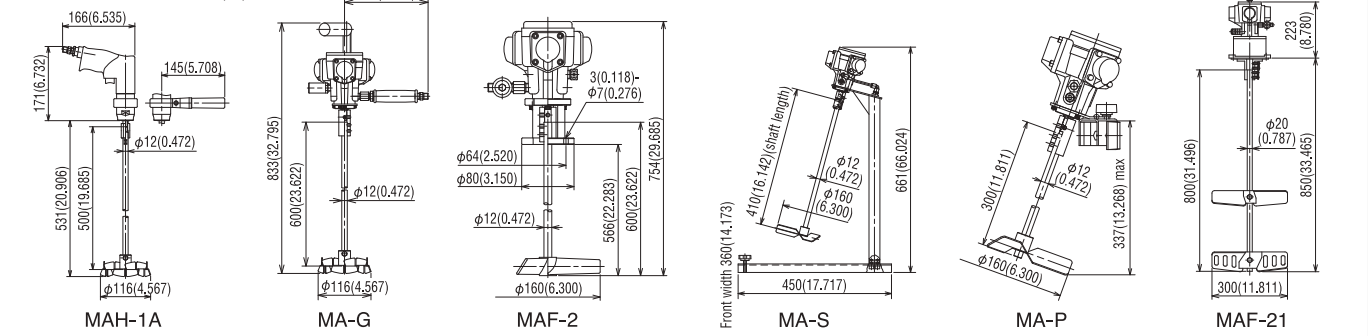
MAF-21

Reduction ratio	Max. output (air motor)				Rotation speed on no-load min ⁻¹	Start torque N·m
	Output W	Torque N·m	Rotation speed min ⁻¹	Air consumption L/min(ctm)		
1/5	110	6	180	260(9.2)	360	9
1/10		12	90		180	18
1/15		18	60		120	27
1/20		24	45		90	36

Max. operation air pressure : 0.49MPa (71PSI) Weight : 11kg(24.251lbs)(388.0oz)
• Air inlet : G1/4



Dimensions mm(in)



EQUIPMENT FOR CORROSION PREVENTION & UNDERBODY AREAS

Engine Cleaner EC-7

Ideal for spray cleaning oil to wash away grease and dirt from auto engines and other general machinery.

Body Under Schutz Spray Gun BS-2

Ideal for spraying rust-proofing, anticorrosion, and vibration-damping paint onto auto fenders, trunks, hoods and other parts.



• The pipe angle can be adjusted 360°. Free adjustable nozzle (EC-7).

• Options for grip way (EC-7).



Model No.	Nozzle bore mm(in)	Spraying pressure MPa(PSI)	Air consumption L/min(ctm)	Liquid spraying volume mL/min	Pattern shape	Fluid feed system	Required compressor output kW	Weight g(lbs/oz)	Others mm(in)
EC-7*	3.0(0.118)	0.3(44)	55(1.9)	450**	Round	Suction	0.4	350(0.77)(12.3)	Pipe length : 240(9.449)
BS-2***	7.0(0.276)	0.29(42)	190(6.7)	—			0.75~1.5	390(0.86)(13.8)	—

* Pipe length of 500mm(19.685), 750mm(29.528) and 1,000(39.370) is available. ** Liquid spraying volume should be used by water. *** Paint cups 10SC and 10SLB are available for BS-2-11.
• Air inlet : G1/4

CAULKING GUN

Model No.	Fluid inlet	Length mm(in)	Weight g(lbs/oz)	Fluid nozzle	For dowel φmm(in)	For tenon φmm(in)
CA	G1/4	188.9(7.437)	180(0.40)(6.3)	Including 2 kinds	1.5(0.059)×2 holes	3(0.118)×1 hole



DIAPHRAGM PAINT PUMPS

PDP-05B, PDP-05A-SU, PDP-10A

Downsizing fluid circuit leads to reduction of left over fluids inside of the pump.(Fluid residual of PDP-05 types:6mL(6cc)). This contributes to reduction of VOC (Volatile Organic Compound) emissions by saving cleaning liquid.

Connecting metal air circuit has been modified to enhance pump performance.

Prevention against malfunction caused by loosened parts of diaphragm.

Paint pressure reduction valve has been modified to separate type for easy maintenance.

Diaphragm pump and paint pressure reduction valve, FR-1A are available separately as an individual part.

Fluid circuit of PDP-10A has been widened to improve pump performance.

Prevention against pump malfunction caused by over discharge has been improved for PDP-10A.

Applications

- Painting with frequent color changes
- Built-in painting systems
- Substitute for suspended gravity-feed tank
- Single-gun, small-volume painting

Set Model No.	PDP-05B	PDP-05A-SU	PDP-10A	
Diaphragm pump model	DP-05B	DP-05A-SU	DP-10A	
Paint pressure-reduction valve model	FR-1A	—	FR-1A	
Pump	Max. air pressure Mpa(PSI)	0.69(100)	0.7(102)	0.69(100)
	Max. discharge rate (value measured in water) L/min	4	—	7.5
Diaphragm cycles	0~400		0~375	
Pressure-reduction valve	Paint pressure adjustment range Mpa(PSI)	0~0.35(0~51)		
	Max. flow rate L/min	1.5	1.0	1.5
Paint outlet bore	G1/4×1			
Air inlet bore	G1/4×1			
Approx. dimensions (W×D×H)	mm(in) 200×296×421 (7.874×11.654×16.575)	212×245×426 (8.346×9.646×16.772)	200×311×446 (7.874×12.244×17.559)	
Weight	kg(lbs)(oz) 3.7(8.16)(130.5)	4.5(9.92)(158.7)	5(11.02)(176.4)	

Note : PDP-05A-SU is a built-in pressure-reduction valve and can not be used as transfer pumps.
If a transfer pump is required, select the DP-17B.

PDP-17B series

Paint is drawn in, pressure-feed and supplied while adjusting to the appropriate pressure.

Simple design for easy color changing and maintenance, as well as easy setup and location changes.

Fluorine resin coating (PDP-17B-TF).

Stand type with a built-in mixer (PDP-17B-SP).

Stainless steel passage for waterborne compatibility (PDP-17B-SU).

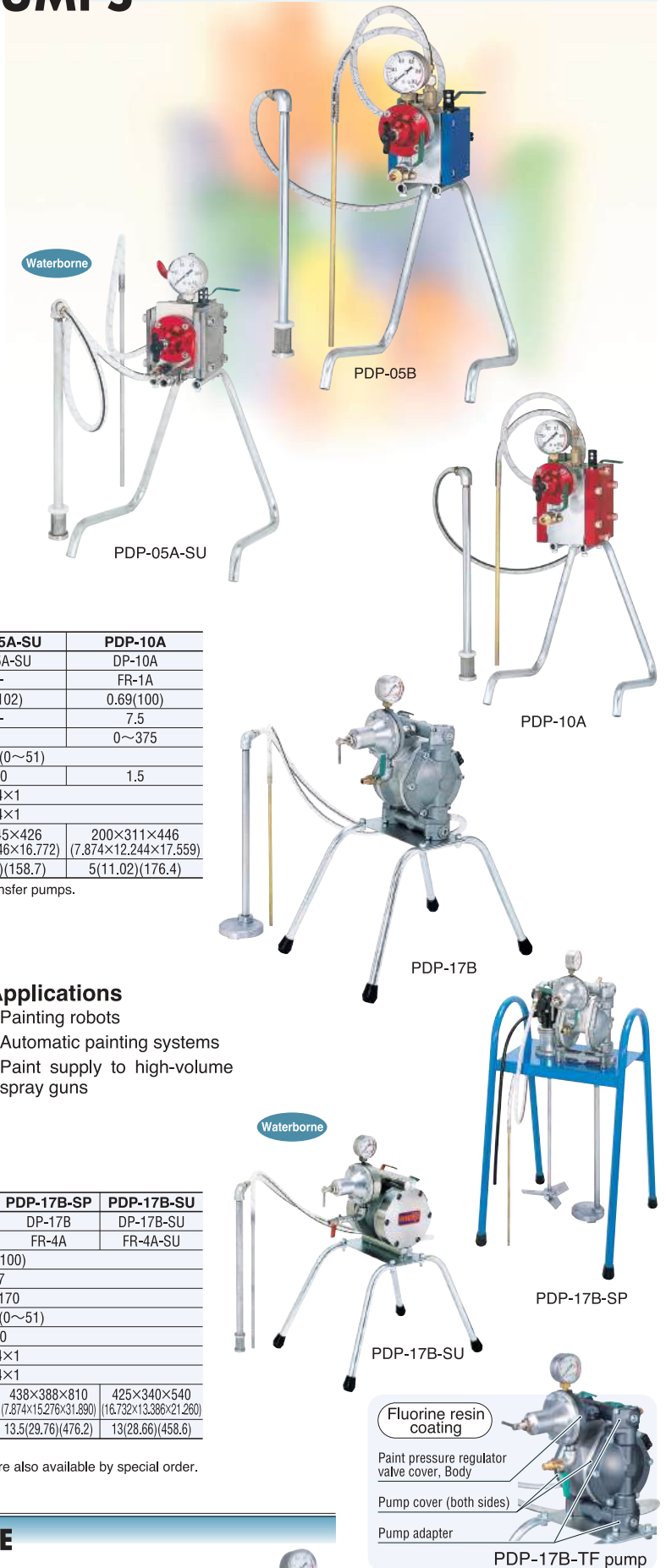
Set Model No.	PDP-17B	PDP-17B-TF	PDP-17B-SP	PDP-17B-SU
Diaphragm pump model	DP-17B	DP-17B-TF	DP-17B	DP-17B-SU
Paint pressure-reduction valve model	FR-4A	FR-4A-TF	FR-4A	FR-4A-SU
Pump	Max. air pressure Mpa(PSI)	0.69(100)		
	Max. discharge rate (value measured in water) L/min	17		
Diaphragm cycles	0~170			
Pressure-reduction valve	Paint pressure adjustment range Mpa(PSI)	0~0.35(0~51)		
	Max. flow rate L/min	2.0		
Paint outlet bore	G1/4×1			
Air inlet bore	G1/4×1			
Approx. dimensions (W×D×H)	mm(in) 425×340×570 (16.732×13.386×22.441)	425×340×570 (16.732×13.386×22.441)	438×388×810 (7.374×15.276×31.890)	425×340×540 (16.732×13.386×21.260)
Weight	kg(lbs)(oz) 8(17.64)(282.2)	8(17.64)(282.2)	13.5(29.76)(476.2)	13(28.66)(458.6)

- SU model is stainless steel.
- Models equipped with two pressure-reduction valves (two G1/4 bore paint outlets) are also available by special order.

PAINT PRESSURE-REDUCTION VALVE


Model No.	FR-1A	FR-4A	FR-4A-TF	FR-4A-SU
Paint pressure adjustment range	Mpa(PSI) 0~0.35(0~51)			
Max. flow rate	L/min 1.5	2		
Valve effective sectional area	mm ² 16			
Paint outlet	B G1/4			
Paint inlet	B G1/4			G3/8
Weight	kg(lbs)(oz) 0.5(1.10)(17.6)	1.4(3.09)(49.4)	1.4(3.09)(49.4)	3(6.61)(105.8)

- SU model is stainless steel.




FR-4A

PAINT PRESSURE FEED TANKS



A paint pressure feed tank greatly improves work efficiency for painting large surface areas, when working in elevated locations, and for continuous automatic painting. Tanks are available in capacities ranging from 2 to 50 liters (0.5 to 13.2 gal.). Two different types of paint stirring systems are available depending on the type of paint to be used.

- Manual type : For comparatively low sedimentation paint.
- Air motor automatic type : For organic solvent-based paints which are subject to color separation or sedimentation.



Stand for P-2A

For fall prevention. Ideal for placing various paint cups, such as when toning. It can be used by fixing to the wall (side hole $\phi 6 \times 4$ used).



Inner Tanks for Paint Pressure Feed Tanks

Model No.	Capacity L(gal)
PC-10	10(2.6)
PC-30	27(7.1)
PC-50	45(11.9)
Stainless PC-8S	7(1.8)
PC-30-S	27(7.1)
PC-50-S	45(11.9)

Model No.	Approx. size W×D×Hmm(in)	ϕ mm(in)	Weight g(lbs)(oz)
STAND (P-2A)	160(6.299)×170(6.629)×117(4.606)	133(5.236)	980(2.2)(34.6)

Model No.	Capacity L(gal)	Mixing system	Paint outlet (dia.×qty.)	Air inlet (dia.cqty.)	Max. operating pressure MPa(PSI)	Approx. dimensions (Width×height) mm(in)	Inner tank	Weight kg(lbs)
P-2A	2(0.5)	—	G3/8×1(G1/4×1)	G1/4×1	0.34(49)	130×435(5.118×17.126)	Not included	1.25(2.76)
P-30B	30(7.9)	Manual	G3/8×1		0.19(28)	454×710(17.874×27.953)		
PH-10	10(2.6)		G1/4×1	0.69(100)	310×643(12.205×25.315)	PC-10 included	20(44.09)	
PH-30B	30(7.9)		G3/8×1	0.19(28)	454×710(17.874×27.953)	Not included	27(59.52)	
PA-10B	10(2.6)		G1/4×1	0.69(100)	310×622(12.205×24.488)	PC-10 included	23(50.70)	
PA-30B	30(7.9)	Automatic (Air motor)	G3/8×1	G1/4×1	0.19(28)	454×710(17.874×27.953)	Not included	29(63.93)
PA-50B	50(13.2)		G3/8×2		454×945(17.874×37.205)	36(79.37)		
Waterborne P-8S	8(2.1)	—	G1/4×1	G1/4×1	0.49(71)	314×530(12.362×20.866)	PC-8S included	12(26.46)
P-30SB	30(7.9)	—	G3/8×1		0.35(51)	454×710(17.874×27.953)	Not included	25(55.12)
PH-30SB	30(7.9)	Manual	G3/8×1	G1/4×1	0.35(51)	454×710(17.874×27.953)	Not included	27(59.52)
PA-30SB	30(7.9)	Automatic (Air motor)	G3/8×1	G1/4×1	0.35(51)	454×710(17.874×27.953)	Not included	29(63.93)
PA-50SB	50(13.2)		G3/8×2		0.19(28)	454×945(17.874×37.205)		36(79.37)

- On S models, stainless steel passage for waterborne compatibility.
- A multi-purpose model with 30-liter, 0.35MPa(51PSI) specifications is also available by special order.

PRESSURE-DISPENSING FLUID TANKS

Stainless steel tank is ideal for pressurized dispensing of culinary liquids such as soy sauce, seasoning sauces, and cooking oil, as well as chemicals and solvents.

Safe design prevents cap opening during pressurization.

Lightweight and easy to transport. Can also be used as a sealed tank for liquids.

Once pressurized, the tank can be carried freely to enable pressurized supply of liquid anywhere.

Includes relief/safety valve as a standard feature.

The cap can be opened or closed with a single touch.



Model No.	Cap removal / replacement method	Internal diameter of opening mm(in)	Maximum useable pressure MPa(PSI)	Capacity L(gal)	Liquid dispensing outlet (dia.×qty.)	Air inlet (dia.×qty.)	Approx. dimensions (Width×height) mm(in)	Weight kg(lbs)
P-10SC	One-touch lever-lock system	81×97(3.189×3.819) ellipse	0.49(71)	10(2.6)	G1/4×1	G1/4×1	228×499(8.976×19.646)	3.0(6.61)
P-18SC				18(4.8)			228×679(8.976×26.732)	3.8(8.38)

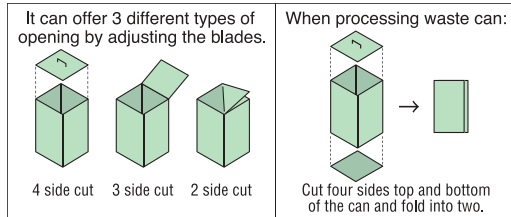
WASTE CAN SMASHING MACHINE "Can Pax"

CPT-20C Automatic air pressure type

Waste can smashing machine which can approximately smash a large can with a handle into 1/10, and 18 liter square can into 1/8 from its original size. Easy control foot valve type with safety mechanism which the machine will only operate while the door is closed. Residual liquids will be collected into a pallet.

CPH-18 Manual type

18 liter square can could be cut/opened simply by spinning the handle. Paint can could be cut/opened all 4 sides, 3 sides and 2 sides simply by adding or reducing the blades. Blade can be polished or grinded by a Grinder.



CPT-20C



CPH-18

Remarks

- Make sure to use without any residual liquids inside.
- Remove cap from the can when in use.
- When cleaning, maintenance or not in use, make sure the Air supply is off and no remaining air inside.

Model No.	Air pressure Mpa(PSI)	Pressurization kN	Processing ability/hour	Air valve	Outer diameter (Width×Length×Height) mm(in)	Weight kg(lbs)	Type of cans that can be processed
CPT-20C	0.49~0.98 (71~142)	23.1	240	Foot valve type	595×620×1,105 (23.4×24.4×43.5)	230(507)	18L square can, 1L~4L can, large can with handle etc.
CPH-18	—	—	—	—	430×760×850 (16.9×29.9×33.5)	28(61.7)	18L square can

- For CPT-20C, please use compressor which has 1.5kW or higher. Connecting Air intake with the compressor is G1/4 hexagonal nipple.
- Processing ability when using 0.75kW compressor with 100V would be 120~180pcs/hour.

CPE-20D Electric Hydraulic type

Waste can smashing machine which can smash a large can with handle and 18 liter square can in longitudinal direction. As it is electric hydraulic type, all you need is 3 phase 200V power supply so compressor is not necessary. Includes safety mechanism which the machine will only operate while the door is closed, emergency stop button, and also has safety automatic power off mechanism in case if the motor does not stop after pressing. Easy operation with a button from start to finish just by one touch. Residual liquids will be collected into a pallet.



CPE-20D



Remarks

- Make sure to use without any residual liquids inside.
- Remove cap from the can when in use.
- When cleaning, maintenance or not in use, make sure the Air supply is off and no remaining air inside.

Model No.	Pressurization kN	Processing ability/hour	Outer diameter (Width x Length x Height) mm (in)	Weight kg(lbs)	Power supply			Type of cans that can be processed
					Power supply V	Output kW	Rated current A	
CPE-20D	34.9	120	694×596×1,525 (27.3×23.5×60)	250(551)	3 phase 200V	1.13(4P)	6.4(50Hz) 5.2(60Hz)	18L square can, 1L~4L can, large can with handle etc.

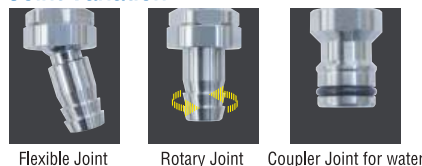
CLEANING GUN SEN3R



Original shower nozzle and straight nozzle(φ 5.0, φ 3.5) available. Filter #60 located in front of the nozzle to prevent contamination.



Joint Variation



Highly rust preventive by manufacturing all parts in Stainless Steel with Body and Trigger being beautifully buff polished. Stainless steel are difficult to break compared to resin and in case of any contamination by damage, they could be detected by a metal detector.

In case of models which includes pattern adjustable nozzle, fluid amount could be adjusted by sliding the slide back and forth. Flow rate could easily be adjusted simply by applying more and less pressure on trigger.



Easy removal design of trigger from the gun body without any use of pin or screw will easier your maintenance and cleaning which will also prevent possibilities of bacteria contamination and poor cleaning.

Usage

Cleaning at Food, Medicine, Cosmetic manufacturing factory etc.

Model No.	Nozzle	Adjustable nozzle	Joint	Adaptive hose	Weight g(lbs)(oz)	Standard water pressure Mpa(PSI)	Flow rate L/min		Pipe length mm(in)
							Direct blow	Jet blow	
SEN3R-4W	Shower	×	1/2 barb hose joint	1/2 hose (barb hose joint Outer dia. φ16mm(0.63in))	175(0.39)(6.2)	0.3(44)	20	30	—
SEN3R-4WK		○			225(0.50)(7.9)				
SEN3R-4FWK		○			250(0.55)(8.8)				
SEN3R-4RWK		○			250(0.55)(8.8)				
SEN3R-4CWK		○			225(0.50)(7.9)				
SEN3R-PX4FW-200	Shower	×	Flexible hose Joint	1/2 hose	328(0.72)(11.6)	0.3(44)	20	—	200(7.874)
SEN3R-PX4FAH-1000	Wide angle	×			605(1.33)(21.3)				1,000(39.370)

ARCHITECTURAL SPRAY GUNS

Wide selection of models

In addition to models specially designed for use with tile, resin, mortar, stucco, micro-fine stucco, etc., our extensive product line-up also includes multi-purpose spray guns and other models for every type of application.

Lightweight, excellent balance

Optimum efficiency design makes these spray guns extremely light-weight and the excellent handling balance minimizes operator fatigue during extended use.

One-touch operation (Models AGA, HS2A and HS2YA)

A special patented mechanism in which a hollow needle valve is automatically moved back and forth by air pressure makes "one-touch" operation possible for improved work efficiency.

Thoughtfully designed to make work easier (Models SGA, AGA, KGA and LGA)



The large cup capacity and good paint flow make working with these spray guns easier. An air regulating valve eliminates uneven spraying to ensure consistently reliable painting, and a valve button locking system enables continuous operation.

Kansai Paint Co., Ltd. Water-based Zolacoat EX

Recommended model : AGA



Spraying samples for model SGA-2 & SGS-2



1cm

How to Select a Spray Gun for Architectural Painting

Determine the spray gun and paint nozzle bore to be used according to the name of the paint, the paint viscosity, the size of the aggregate, and the pattern.

Also refer to the standard specifications listed in the paint catalog with regard to the spray gun name, nozzle bore, spraying pressure, etc.

Types of Aggregate

Quartz sand, white marble, sand, clay-based crushed grains
50 mesh = 279 μ m

Reference sizes : Table salt = 100 μ m,

Strand of human hair = 70 μ m

Guide to Selecting Architectural Spray guns for Various Applications ● : Ideal

Application	Mortar	Fine lithin	Medium-sized lithin	Skin	Lightweight spraying material	Sprayed tile	Stucco	Zolacoat	Micro-fine stucco	Gel coat	Adhesive	Size of aggregate mm(in)
Model No.												
SGA-2, SGS-2	●	●	●	●	●	●	●					All aggregates
AGA	●	●	●	●	●	●		●*				0.6~1.8(0.024~0.071)
KG, KGA					●	●						—
MB-2, MB-2Y	●	●	●	●								0.6~1.8(0.024~0.071)
MB-3, MB-3Y	●	●	●	●								0.6~1.8(0.024~0.071)
LGA		●	●									0.6~1.8(0.024~0.071)
WG	●	●										0.6~0.9(0.024~0.035)
F210Z-P25Z								●				—
HS2A-G, HS2YA-G									●			50 mesh and smaller
F210Z-P										●	●	—

● Adhesive must be a solvent-based type with a viscosity of 500 mPa·s or less.

● Mark * is for water-based Zolacoat.



AGA



KG



KGA



MB-2



MB-3Y



LGA



WG



HS2A-G



HS2YA-G



F210Z-PZ
with 10ZP paint cup



F210Z-P
with 10ZP paint cup

*10ZP Paint cup should be ordered separately.

Model No.	Type	Paint feed system	Fluid nozzle bore mm(in)	Air nozzle bore mm(in)	Spraying pressure MPa(PSI)	Air consumption L/min(ctm)	Pattern shape	Required compressor output kW	Paint cup capacity L(cc)	Weight g(lbs)(oz)
SGA-2	Multi-purpose gun	Gravity	For lithin: 5.5(0.217) 6.5(0.256) 7.5(0.293)	For lithin : 2.0(0.079) For tile : 2.5(0.098) For stucco: 2.5(0.098)	0.29~0.49 (42~71)	100~210 (3.5~7.4)	Round	0.75 or more	2.7(2,700)	750(1,653)(26.5)
SGS-2			For sealer: 3.5(0.138) For tile: 5.0(0.197) 6.5(0.256) 8.0(0.315) 10(0.394) For stucco: 8.0(0.315) 12(0.472) 15(0.591)						2.8(2,800)	1,050(2,315)(37.0)
AGA	Multi-purpose gun (Water-based zolacoat gun)	Gravity	For lithin: 3.0(0.118) 4.0(0.157) 5.5(0.217) 6.5(0.256) For tile: 5.0(0.197) 6.5(0.256) 8.0(0.315) 10(0.394)	For lithin: 1.5(0.059) For tile : 2.5(0.098)	0.29~0.49 (42~71)	100~210 (3.5~7.4)	Round	0.75 or more	2.7(2,700)	960(2,116)(33.9)
KG	Tile gun	Gravity	5.0(0.197) 6.5(0.256) 8.0(0.315)	3.0(0.118)	0.29~0.49 (42~71)	100~210 (3.5~7.4)	Round	0.75 or more	2.0(2,000)	900(1,984)(31.7)
KGA			6.5(0.256) 8.0(0.315) 10(0.394)						2.5(0.098)	2.7(2,700)
MB-2	Lithin gun	Gravity	4.0(0.157) 6.5(0.256) 7.5(0.293)	2.0(0.079)	0.29(42)	80(2.8)	Round	0.75 or more	1.4(1,400)	840(1,852)(29.6)
MB-2Y									980(2,161)(34.6)	
MB-3									970(2,138)(34.2)	
MB-3Y									2.0(2,000)	1,125(2,480)(39.7)
LGA	Lithin gun	Gravity	5.5(0.217) 6.5(0.256) 7.5(0.293)	2.0(0.079)	0.29(42)	100~210 (3.5~7.4)	Round	0.75 or more	2.7(2,700)	700(1,543)(24.7)
WG	Motar gun	Gravity	3.0(0.118)	1.5(0.059)	0.29(42)	40(1.4)	Round	0.4 or more	1.3(1,300)	650(1,433)(22.9)
HS2A-G30	Atomization type gun	Gravity	3.0(0.118)	1.5(0.059)	0.29(42)	225(7.9)	Round Flat	0.75 or more	1.5(1,500)	1,173(2,586)(41.4)
HS2A-G40			4.0(0.157)							* 538(1,186)(19.0)
HS2YA-G30			3.0(0.118)							1,266(2,791)(44.7)
HS2YA-G40			4.0(0.157)							* 566(1,248)(20.0)
F210Z-P25Z	High-viscosity gun (Zolacoat gun)	Pressure	2.5(0.098)	—	0.25(36)	285(10.1)	Flat	1.5 or more	1.0(1,000) (10ZP CUP)	426(0,939)(15.0)
F210Z-P15	High-viscosity gun (Gel coat gun)	Pressure	1.5(0.059)	—	0.25(36)	240(8.5)	Round Flat	1.5 or more	1.0(1,000) (10ZP CUP)	419(0,924)(14.8)
F210Z-P20			2.0(0.079)							
F210Z-P25			2.5(0.098)							
F210ZB-P30			3.0(0.118)							

• Air inlet : G1/4 • Boldface of fluid nozzle and air nozzle is a first setting, and the other nozzle sizes are accessories.


*Gun only

AIR DUSTERS

Ideal for the removal of dust, cutting chips from machine tools, sawdust, water drops, etc., and for air cleaning, cooling and drying. Selection of models includes types equipped with air flow rate adjusters, magnets, freely bendable nozzles, variable pipe lengths, etc.



▲ Jet nozzle type



DS-3TK-J

DS-3TK

DS-3

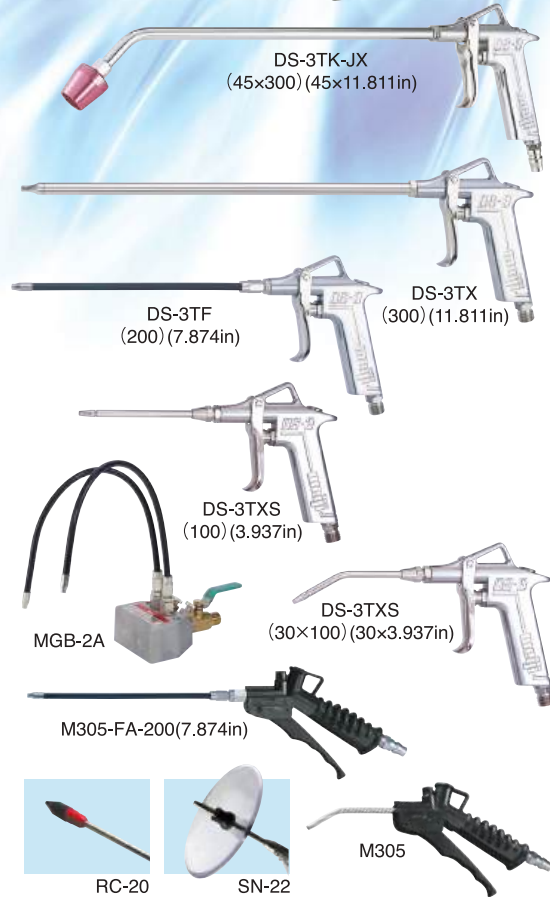
DS-3TA

Model No.	Pipe bending angle	Pipe length mm(in)	Nozzle bore mm(in)	Air pressure MPa(PSI)	Air consumption L/min(cfm)	Weight g(lbs)(oz)	Features
DS-3	—	—	2.2 (0.087)	0.29(42)	140(4.9)	165(0.36)(5.8)	Button type
DS-3K	—	—	—	—	—	170(0.37)(6.0)	Button type, Quick joint type
DS-3T	—	—	2.2 (0.087)	0.29(42)	140(4.9)	185(0.41)(6.5)	Trigger type
DS-3TK	—	—	—	—	—	190(0.42)(6.7)	Trigger type, Quick joint type
DS-3TX (100 (45x100))	0° 45°	100(3.937) φ10(0.394)	2.2 (0.087)	0.29(42)	140(4.9)	220(0.49)(7.8)	Trigger type, Extension type
DS-3TX (300 (45x300))		300(11.811) φ10(0.395)					
DS-3TX (500 (45x500))		500(19.685) φ10(0.396)					
DS-3TXS (100 (30x100))	0° 30°	100(3.937) φ6(0.236)	3.0 (0.118)	0.29(42)	205(7.2)	210(0.46)(7.4)	Trigger type, Small diameter, Lightweight, Blowing force increased by 3% Capable of nozzle attachment, RC-20 and SN-22
DS-3TXS (300 (30x300))		300(11.811) φ6(0.236)					
DS-3TXS (500 (30x500))		500(19.685) φ6(0.236)					
DS-3TA	—	—	2.2 (0.087)	0.29(42)	130(4.6)	190(0.42)(6.7)	Trigger type, with air flow rate adjuster
DS-3TF (200)	Free	200(7.874)	2.0 (0.079)	0.29(42)	100(3.5)	205(0.45)(7.2)	Trigger type, Freely adjustable pipe angle
DS-3TF (300)		300(11.811)					
DS-3TF (500)		500(19.685)					
DS-3TK-J	—	—	—	0.5(73)	350(12.4)	190(0.42)(6.7)	Trigger type, Quick joint type, Jet nozzle type
DS-3TK-JX (100 (45x100))	0° 45°	100(3.937)	—	0.5(73)	350(12.4)	240(0.53)(8.5)	Trigger type, Quick joint type, Jet nozzle type, Extension type
DS-3TK-JX (300 (45x300))		300(11.811)					
DS-3TK-JX (500 (45x500))		500(19.685)					
MGB-2A	Free	300(11.811)	2.0 (0.079)	0.29(42)	110(3.9) ×2	560(1.23)(19.8)	With magnetic base Suction force: 15kg Twin nozzles, Freely adjustable pipe angle
MGB-2A-500		500(19.685)					

- Models with K after the model number are equipped with a 1/4 quick joint for the duster's air connection.
- Replacement nozzles are available for pipe lengths of 200mm(7.874in), 300mm(11.811in) and 500mm(19.685in) for Model DS-3TF.
- Replacement nozzles are available for pipe lengths of 300mm(11.811in) and 500mm(19.685in) for Model MGB-2A.
- Air inlet : G1/4 or quick joint

Model No.	Pipe bending angle	Pipe length mm(in)	Nozzle bore mm(in)	Air pressure MPa(PSI)	Air consumption L/min(cfm)	Weight g(lbs)(oz)	Features
M305	30°	90(3.543)	3.6(0.142)	0.29(42)	250(8.8)	132(0.29)(4.7)	Attachment Quick joint, Hexagon socket head screw, rubber tip tube
M305-FA-200	Free	200(7.874)	2.0(0.079)				
M305-FA-300		300(11.811)					
M305-FA-500		500(19.685)					

- Maximum operating pressure is 1.57MPa(228PSI).
- Rubber tip nozzle, RC-20 and transparent shield nozzle, SN-22 are available for M305.



DS-3TK-JX (45x300) (45x11.811in)

DS-3TF (200) (7.874in)

DS-3TX (300) (11.811in)

DS-3TXS (100) (3.937in)

DS-3TXS (30x100) (30x3.937in)

MGB-2A

M305-FA-200(7.874in)

RC-20

SN-22

M305

AIR DUSTER WITH VACUUM FUNCTION—“VACULEANER”

When the ball valve is closed, air is blown out. When the ball valve is open, air is sucked in. A small quantity of compressed air draws in a large quantity of secondary air, resulting in a strong suction force.

Applications

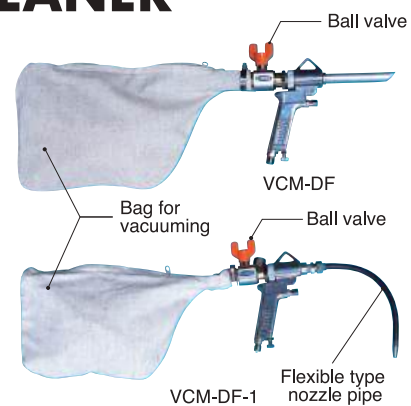
Cleaning : Vacuuming and blowing of metal shavings from machining, grinding powder, sands, wood shaving sawdust and thread scraps from sewing.

Collection : Collection of barrel sands sandblasting sands and small spare parts.

Cooling : Cooling of mold cast pieces, forged pieces, and welded pieces.

Model No.	Pipe diameter Inner dia.×Outer dia. mm(in)	Air consumption L/min(cfm)	Suction force kPa(PSI)	Air pressure MPa(PSI)	Pipe length mm(in)	Weight g(lbs)(oz)
VCM-DF	11(0.433)×14(0.551)	260(9.2)	19.4(3)	0.49(71)	100(3.937)	504(1.11)(17.8)
VCM-DF-1	5(0.197)×11(0.433)				200(7.874)	545(1.20)(19.2)

- Air inlet : G1/4



Ball valve

VCM-DF

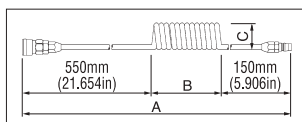
Bag for vacuuming

Ball valve

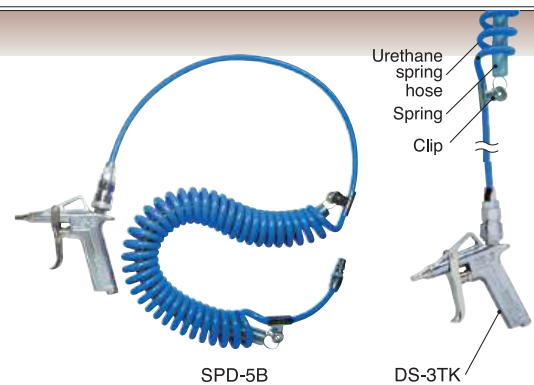
VCM-DF-1 Flexible type nozzle pipe

SPRING DUSTER SET

Duster Set consists of a urethane spring hose. The spring is inserted into the spring hose to prevent from stretching and to keep the air duster suspended in the same position to improve work efficiency.



Model No.	Spring duster set		Urethane hose				Spring			
	Overall length when attached to duster mm(in)	Extendable length mm(in)	Inner dia. Outer dia. mm(in)	A mm(in)	B mm(in)	C mm(in)	Normal pressure MPa(PSI)	Overall length mm(in)	Outer dia. mm(in)	Wire dia. mm(in)
SPD-3B	1,050 (41.339)	2,000 (78.740)	5(0.197) × 8(0.315)	680 (26.772)	180 (7.087)	42 (1.654)	0.7 (102)	250 (9.843)	18 (0.709)	1.0 (0.039)
SPD-5B	1,550 (61.024)	3,000 (118.100)	8(0.315) × 11(0.433)	1,100 (43.307)	400 (15.748)	—	—	400 (15.748)	—	—



Urethane spring hose

Spring

Clip

SPD-5B

DS-3TK

AIR HOSE, PAINT HOSE



AH-7



AHU-6.5



FHN-7.5

Name	Model No.	Material classification	Specification			
			Inner dia.×Outer dia. mm(in)	Working pressure MPa(PSI)	Length m(ft)	
Air hose	AH-7	Vinyl chloride	7(0.276)×13(0.512)	1.0(145)	20(65.6) 100(328.1)	
	AH-9.5		9.5(0.374)×16(0.630)			
	AHU-6.5	Urethane	6.5(0.256)×10(0.394)			
	AHU-8.5		8.5(0.335)×12.5(0.492)			
	MP		4(0.157)×6(0.236)	0.34(49)	5(16.4)	
Paint hose	FHN-7.5	Urethane, Nylon	7.5(0.295)×10.5(0.413)	0.49(71)	20(65.6)	
	FH-7.5	Urethane with earth wire, Nylon	7.5(0.295)×10.5(0.413)	1.47(213)		
	FH-9.5		9.5(0.374)×14(0.551)			
Twin hose	TH-7.5	Air	Urethane	6.5(0.256)×10(0.394)	1.47(213)	5(16.4) 10(32.8) 15(49.2)
		Paint	Urethane, Nylon			
Twin hose	TT-6×4	Air	Urethane	4(0.157)×6(0.236)	0.8(116)	2(6.6) 5(16.4) 10(32.8)
		Paint	Urethane, Nylon			

QUICK JOINT



12PFG



12SM



22PFG



SMK-22

Model No.	Specification (Compatible hose)	
	Small	Standard
12SH	SHK-22	S type quick × 1/4 Hose (AH-7)
12SM	SMK-22	S type quick × R1/4 Male screw
12SMS	—	S type quick × G1/4 Male screw
12SF	SFK-22	S type quick × Rc1/4 Female screw
12SB	22SB	S type quick × 1/4 Urethane. hose (AHU-6.5)
13SB	23SB	S type quick × 3/8 Urethane. hose (AHU-8)
12PH	PHK-22	P type quick × 1/4 Hose (AH-7)
12PM	PMK-22	P type quick × R1/4 Male screw
12PFG	22PFG	P type quick × G1/4 Female screw
12PB	22PB	P type quick × 1/4 Urethane. hose (AHU-6.5)
13PB	23PB	P type quick × 3/8 Urethane. hose (AHU-8.5)

AIR HOSE COUPLING, FLUID HOSE COUPLING, BALL VALVES, TIRE CHUCKING



HJ-02



HJ-03



TJ-02



SN-02



CJ-02



SN-03



KN-02



YN-02



YF-02



YJ-02



AN-023



BV-6



MH-4



HC-13



TC-1



TC-2



TC-3

Model No.	Items	Specification
HJ-02	Hose joint	G1/4 Cap nut 1/4 straight joint
HJ-021		G1/4 Cap nut straight joint *1
HJ-03		G3/8 Cap nut 3/8 straight joint
HJ-032		G3/8 Cap nut 1/4 straight joint
TJ-02	Tube joint	(6×4) × G1/4
CJ-02	Bent hose joint	G1/4 Cap nut 1/4 Bent hose joint
SN-02	Intermediate nipple	G1/4 × G1/4
SN-03		G3/8 × G3/8
KN-02	Single tapered nipple	R1/4 × G1/4
KN-032		R3/8 × G1/4
YN-02	Y-shaped trifurcate nipple	G1/4 nipple (3)
YF-02	Y-shaped cap nut trifurcate nipple	G1/4 Cap nut (1) × G1/4 nipple (2)
YJ-02	Y-shaped trifurcate joint	1/4 straight joint (3)
AN-023	Adapter	G1/4 Cap nut × G3/8 nipple
AN-032		G3/8 Cap nut × G1/4 nipple
BV-6	Ball valve	R1/4 × G1/4
BV-8		R3/8 × G3/8
02NU	Universal joint	G1/4 nut (1) × Urethane hose (AHU-6.5)
03NU		G1/4 nut (1) × Urethane hose (AHU-8.5)
MH-4	Plate band	6×15 Equivalent to 1/4
HC-11		9×17 Equivalent to 3/8
HC-13		14×22 Equivalent to 1/2
TC-1	Tire chucking	For bicycle
TC-2		Long handle, Double end For double tire
TC-3		For bicycle and automobile

*1: AHU-6.5 and hose joint for P-2-02

GUN MOUNTED AIR ADJUSTING VALVES & GAUGES MAR/MARD

- Light & Compact ; Only 113g (0.25lbs, 4.0oz)(MARD)
- Stable ; Air consumption & air pressure
- Available for other purposes ; Air tools & air system



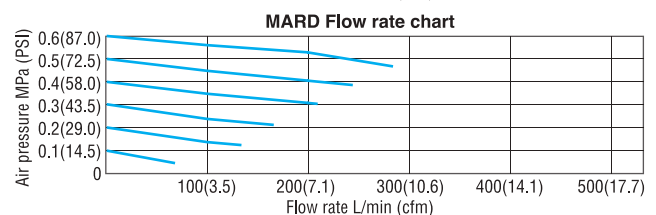
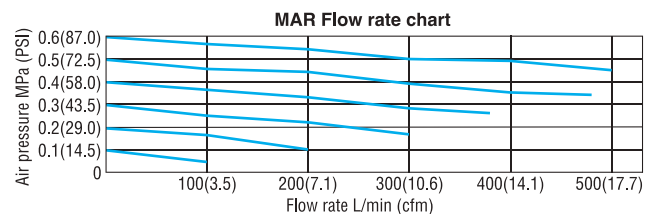
MAR



MARD



*Battery (CR2032) is not included with this product.



Model No.	Air pressure range MPa(PSI)	Available fluid	Connection inlet	Approx. dimensions mm(in)	Weight g(lbs)(oz)
MAR	0~0.7(101.5)	Air	G1/4	66(2.598)×55(2.165)×62(2.441)	160(0.35)(5.6)
MARD	0.02(2.9)~1.1(159.5)	Air	G1/4	69(2.717)×56(2.205)×61(2.402)	113(0.25)(4.0)

RELATED & AUXILIARY EQUIPMENT

MSL Series Line Filters

For removal of solid matter with a diameter of 1 μm or more.



Model No.	Qty of processing air L/min(cfm)	Filtering level μm
MSL75B-03D	350(12.4)	1
MSL150B-04D	1,200(42.4)	
MSL200B-06D	1,800(63.6)	
MSL250B-10D	2,700(95.3)	
MSL400-10D	3,900(137.7)	
MSL700-14D	6,800(240.1)	
MSL1000-14D	10,800(381.3)	
MSL1300-20D	13,800(487.3)	

MSM Series Micro-mist Filters

For removal of solid matter with a diameter of 0.01 μm or more; also feature an oil collection efficiency of 0.01wt ppm



Model No.	Qty of processing air L/min(cfm)	Filtering level μm
MSM75B-03D	350(12.4)	0.01
MSM150B-04D	1,200(42.4)	
MSM200B-06D	1,800(63.6)	
MSM250B-10D	2,700(95.3)	
MSM400-10D	3,900(137.7)	
MSM700-14D	6,800(240.1)	
MSM1000-14D	10,800(381.3)	
MSM1300-20D	13,800(487.3)	

MSK Series Activated Carbon Filters

Absorb and remove vaporous (malodorous) oil particles.



Model No.	Qty of processing air L/min(cfm)	Density level of outlet oil wt ppm
MSK150B-04	1,200(42.4)	0.003
MSK200B-06	1,800(63.6)	
MSK250B-10	2,700(95.3)	
MSK400-10	3,900(137.7)	
MSK700-14	6,800(240.1)	
MSK1000-14	10,800(381.3)	
MSK1300-20	13,800(487.3)	

AF Series Air Filters

For removal of relatively small particles of water and dust.



AF40-04

Model No.	Max. flow rate L/min(cfm)	Filtering level μm
AF10-M-5C-A	180(6.4)	5
AF20-01C-D-02C-D	1,400(49.4)	
AF30-02D-D-03D-D	3,300(116.5)	
AF40-02D-D-03D-D-04D-D	5,300(187.2)	
AF40-06D-D	6,000(211.9)	
AF50-06D-D-10D-D	11,000(388.5)	
AF60-10D-D	12,000(423.8)	

AFM Series Mist Separators

For removal of small particles of water and dust.



AFM40-04

Model No.	Max. flow rate L/min(cfm)	Filtering level μm
AFM20-01-D-02-D	200(7.1)	0.3
AFM30-02-D-03-D	450(15.9)	
AFM40-02-D-03-D-04-D-06-D	1,100(38.8)	

AR Series Air Regulators

For reliable and accurate pressure regulation.



AR30-03G

Model No.	Max. flow rate L/min(cfm)	Max. operating pressure MPa
AR10-M5G-A	125(4.4)	1.0
AR20-01G-D-02G-D	800(28.3)	
AR25-02G-D-03G-D	1,100(38.8)	
AR30-02G-D-03G-D	1,500(53.0)	
AR40-02G-D-03G-D-04G-D	3,000(105.9)	
AR40-06G-D	5,000(176.6)	
AR50-06G-D-10G-D	10,000(353.1)	
AR60-10G-D	10,000(353.1)	

Air Combination Set

An air filter, regulator and lubricator combined in a single set simplifies piping work.



AC40-04G

HB Series Air Transformers

For removal of relatively small particles of water and dust, and for convenient adjustment of air pressure.



HB-602

Model No.	Max. flow rate L/min(cfm)	Max. operating pressure MPa(PSI)	Filtering level μm
HB-602	800(28.2)	1.0(145)	15
HBH-602	950(33.5)	1.4(203)	

AD and FD Series Automatic Drain Valves for Piping Equipment

Automatically discharge drainage midway along a pipe line, or from an air cleaner or dryer.



AD-5

Model No.	Port size B
FD2NC-04	Rc1/2
FD2-04	
FD6-04	
AD5-04	Rc1/2
AD402-03-04	Rc3/8-Rc1/2
AD600-06-10	Rc3/4-Rc1

ADT Series Automatic Drain Traps

For trapping water and other drainage inside an air tank or air dryer and completely discharging it after a specified time.



ADT-3C

Model No.	Control system
ADT-2C (for use with an air tank)	Fixed one-hour timer + IC control using a water sensor
ADT-3C (for use with an air dryer)	Variable timer (2/5/10/20/30 minutes) + IC control using a water sensor

MDT-2E Drain Tanks

Collects heavy drainage and helps to keep the workplace clean. Use with ADT series automatic drain traps.



MDT-2E

Model No.	MDT-2E
Tank capacity L(gal)	1010(2.2)
Inlet	6 1/4 x 1
Weight kg(lbs)(oz)	1 (2.2)(35.3)

Model DDL-840 Dust Filters

Completely shuts out dust, ensuring that only clean air is supplied to the compressor.



DDL-840

FOOT VALVE



FV-02

Model No.	Air inlet	Air outlet	Weight g(lbs)(oz)	Mounting hole for fixing φ × qty.
FV-02	G1/4	G1/4	530(1,168)(18,695)	6.5×4

• Max. operating air pressure should be 0.69Mpa(10PSI).

PAINTING MASKS

The use of a painting mask is obligatory as an industrial hygiene device against organic solvents generated during painting work.



R-5
For low concentration gas



G-7
With dust filter



For any clarification or inquiry, please call or email us at anytime!
スプレーガンのお問い合わせ、お待ちしております!

-The mechanisms, specifications and other information described in this catalog are subject to change without notice.

MEIJI AIR COMPRESSOR MFG. CO., LTD.

3-14, 2-chome, Tagawa, Yodogawa-ku Osaka 532-0027, Japan

Tel : +81-6-6309-1227 Fax : +81-6-6309-0157

URL <https://www.mejiir.co.jp/en/> E-mail : export1@mejiir.co.jp