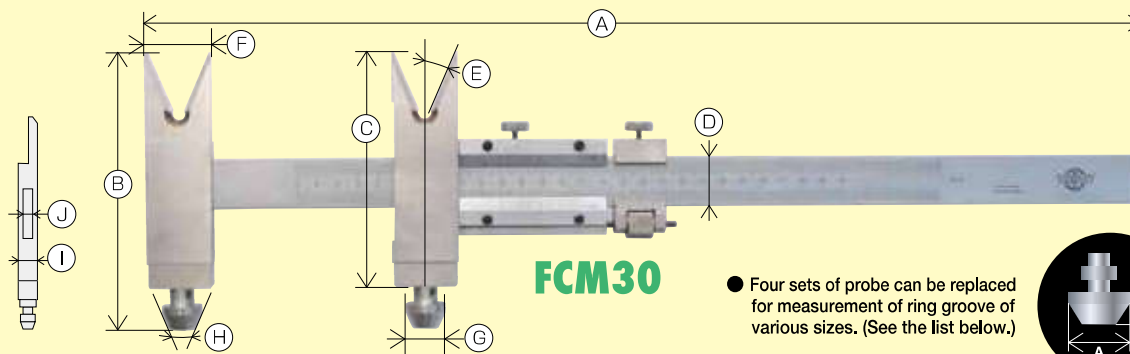


# FCM For inspection

## Adequate for measurement of flange ring groove



### Kanon original flange caliper adequate for measurement of dimensions "within JPI standard"

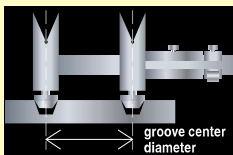


### FCM30

● Four sets of probe can be replaced for measurement of ring groove of various sizes. (See the list below.)

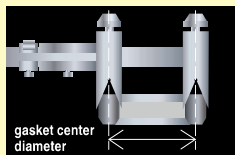
● The dimensions of flange ring groove and gasket can be securely measured.

Method of measurement of groove center diameter



Select a probe (No. 1 to 4) from the list according to the ring No. of groove to be measured.

Method of measurement of gasket center diameter



Carry out adjustment by jogging so that the V-shape measurement section is completely in contact with the gasket.

■ FCM : List of probes

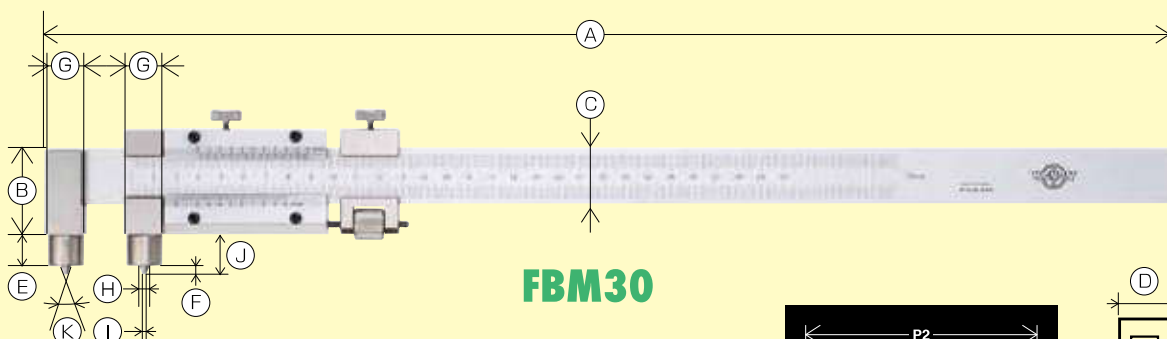
Probe	Dimensions of groove		Ring No.
	Width	Depth	
No.1 8(A)×4(B)	7.14	5.56	R11
	8.74	6.35	R12~20, 22, 25, 29, 33, 36, 40, 43, 48, 52, 56, 59, 64, 68, 72, 76, 80
No.2 14(A)×6(B)	11.91	7.92	R21, 23, 24, 26, 27, 30, 31, 34, 35, 37, 39, 41, 44, 45, 49, 53, 57, 61, 65, 69, 82, 84, 92, 99
	11.91	7.92	
	13.49	9.52	R28, 32, 46, 73, 85
	15.09	11.13	R81
No.3 20(A)×7.5(B)	16.69	11.13	R38, 50, 54, 62, 66, 77, 86, 87
	19.84	12.70	R42, 47, 70, 74, 88, 89, 93, 94, 95
	23.01	14.27	R51, 58, 90, 96, 97, 98
No.4 30(A)×7.5(B)	26.97	15.88	R63, 78
	30.18	17.48	R55, 67, 71, 100
	33.32	17.48	R60, 75, 91, 101, 102, 103
	36.54	20.62	R79, 104, 105

■ FCM : Specifications

Model	Measuring length	Minimum reading	Instrumental error	Weight	A	B	C	D	E	F	G	H	I	J
FCM30	33~300	0.02	±0.04	Approximately 1.2kg	500	135.5	115	25	23°	32	φ8, φ14	46°	12	6
FCM70	33~700	(Division of 49 mm into 50 equal parts)	±0.06	Approximately 1.6kg	900	135.5	115	25	23°	32	φ20, φ30	46°	12	6

# FBM For working

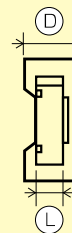
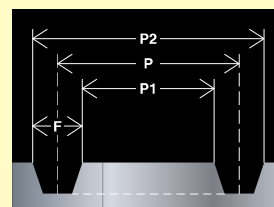
## Developed for measuring dimensions of groove used for flange during processing



### FBM30

- P1 The dimensions of inner edge of groove can be measured with the lower scale of FBM (for working).
- P2 The dimensions of outer edge of groove can be measured with the upper scale of FBM (for working).
- P The center diameter of groove (R11 to R105 of JPI standard) can be measured with FCM (for inspection).
- F Width of groove (JPI standard)

The figure on the right shows measurement locations.



■ FBM : Specifications

Model	Measuring length		Minimum reading	Instrumental error	Weight	A	B	C	D	E	F	G	H	I	J	K	L
	P1 (Lower scale)	P2 (Upper scale)															
FBM30	12~300	23~300	0.02	±0.04	1.0kg	500	37.5	25	11	14	4	φ16	φ5.5	φ2	18	46°	6
FBM70	12~700	23~700	(Division of 49 mm into 50 equal parts)	±0.06	1.4kg	900	37.5	25	11	14	4	φ16	φ5.5	φ2	18	46°	6