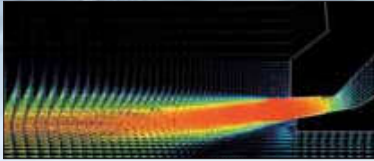


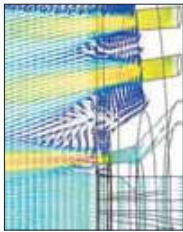
HAND SPRAY GUNS

F110/FINER-FORCE/F210 Series

State-of-the-art Hand Spray Gun based on customer satisfaction



**New atomizing system
Improving the spray finishing
by optimum air flow**



**High transfer efficiency
Heavy duty
Excellent handling**



Realizing high quality paint film by optimum spraying paint volume.

Stable air flow vastly realizes the prevention of air pressure lost.

Reduction of paint consumption, and small air consumption in saving energy.

Optimum air flow brings the reduction of paint adhesion to air cap set.

Easy handling with optimum weight balance and light weight.

Reduction of trigger load, and improvement of usability with lower resistance packing.

Waterborne compatibility.

Improvement of parts durability.

Addition of Semi-tulip pattern.

Each nozzle bore size has its own air cap set.

Air cap sets for suction, gravity, and pressure type are interchangeable in the same fluid nozzle bore size.

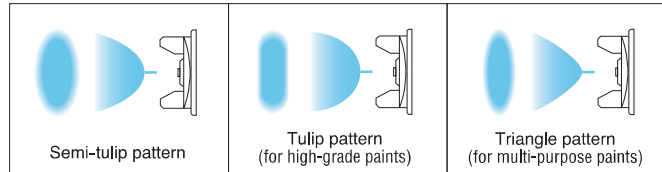
Special air cap designed specifically for touch-up work (F110-S13ST, F110-S15ST, F110-G13ST, F110-G15ST)

Designed specifically for touch-up work to provide the ideal spray for painting small to medium-sized areas.

Special air cap 10PMAS is ideal for spraying pressure at 0.4MPa(58PSI) in the line painting.

Stainless steel passage for waterborne compatibility.
(F110-P0810PMAS, F110-P10PMAS)

Designated specially for line painting work to provide beautiful finishing in higher atomization and wider pattern width.



F110 Series (Small spray guns)

Model No.	Paint feed system	Nozzle bore mm(in)	Standard air cap	Spraying pressure MPa(PSI)	Spraying distance mm(in)	Air consumption L/min(cfm)	Paint spraying volume mL/min	Maximum effective pattern width mm(in)	Pattern shape	Required compressor output kW	Weight g (lbs)(oz)	Standard paint cup
F110-P08P	Pressure	0.8(0.031)	08P	0.25(36)	200(7.874)	220(7.8)	180	230(9.055)	Tulip	1.5 or more	293 (0.65)(10.3)	Paint pressure feed tanks, diaphragm paint pumps
F110-P10P		1.0(0.039)	10P			230(8.1)	245	240(9.449)				
F110-P13P		1.3(0.051)	13P			280(9.9)	310	270(10.630)				
F110-P15P		1.5(0.059)	15P			290(10.2)	330	275(10.827)				
F110-P0810PMAS		0.8(0.031)	10PMAS			340(12.0)	175	245(9.646)				
F110-P10PMAS	1.0(0.039)	10PMAS	340(12.0)	230	260(10.236)							
F110-S10	Suction	1.0(0.039)	10	0.25(36)	200(7.874)	110(3.9)	90	130(5.118)	Triangle	0.4 or more	293 (0.65)(10.3)	7SB 10SB-2 7SLB 10SLB-2
F110-S13		1.3(0.051)	13			140(4.9)	130	160(6.230)				
F110-S15		1.5(0.059)	15			160(5.6)	160	170(6.693)				
F110-S20		2.0(0.079)	20			175(6.2)	210	185(7.283)				
F110-S10T		1.0(0.039)	10T			170(6.0)	75*	160(6.230)*				
F110-S13T	1.3(0.051)	13T	200(7.1)	125*	180(7.087)*							
F110-S15T	1.5(0.059)	15T	215(7.6)	150*	185(7.283)*							
F110-S20T	2.0(0.079)	20T	225(7.9)	180*	210(8.268)*							
F110-S13ST	Suction	1.3(0.051)	13ST	0.25(36)	200(7.874)	215(7.6)	150	160(6.230)	Semi-Tulip	1.5 or more	293 (0.65)(10.3)	7SB, 10SB-2 7SLB, 10SLB-2
F110-S15ST		1.5(0.059)	15ST			225(7.9)	180	170(6.693)				
F110-G10		1.0(0.039)	10			110(3.9)	95	140(5.512)				
F110-G13		1.3(0.051)	13			140(4.9)	150	170(6.693)				
F110-G15		1.5(0.059)	15			160(5.6)	180	180(7.087)				
F110-G20	2.0(0.079)	20	175(6.2)	260	195(7.677)							
F110-G10T	Gravity	1.0(0.039)	10T	0.2(29)	200(7.874)	170(6.0)	90*	180(7.087)*	Tulip	1.5 or more	293 (0.65)(10.3)	1G-2U, 2GD, 4GD 4GF-U, 4GB-U 4GPA-U, 4G-TA
F110-G13T		1.3(0.051)	13T			200(7.1)	160*	210(8.268)*				
F110-G15T		1.5(0.059)	15T			215(7.6)	180*	215(8.465)*				
F110-G20T		2.0(0.079)	20T			225(7.9)	235*	240(9.449)*				
F110-G13ST		1.3(0.051)	13ST			215(7.6)	180	180(7.087)				
F110-G15ST	1.5(0.059)	15ST	225(7.9)	205	190(7.480)							
F110-G08R	Gravity	0.8(0.031)	08R	0.25(36)	200(7.874)	75(2.6)	55	35(1.378)	Round	0.4 or more	293 (0.65)(10.3)	1G-2U, 2GD, 4GD 4GF-U, 4GB-U 4GPA-U, 4G-TA
F110-G25R		2.5(0.098)	25R			155(5.5)	320	50(1.969)				

- Paint viscosity should be 20 seconds for lacquer enamel using a Meiji model V-1 viscosity cup. • Feed pressure should be 0.08MPa(12PSI) for P types.
- The values marked with * should be obtained using automotive refinishing paint with a paint viscosity of 12 seconds and a Meiji model V-1 viscosity cup.
- Air and paint inlet : G1/4 • Left handed type is available in F110-G type. For more information, please contact your local distributor or us.

Air cap selection guide for F110 series

Air cap	10	13	15	20	13ST	15ST	10T	13T	15T	20T	08P	10P	13P	15P	08R	25R
Nozzle bore mm	0.8	○	○	○	○	○	○	○	○	○	—	○	○	○	—	○
	1.0	—	○	○	○	○	—	○	○	○	○	—	○	○	○	○
	1.3	×	—	○	○	—	○	—	○	○	×	×	—	○	×	○
	1.5	×	○	—	○	—	×	○	—	○	×	×	○	—	×	○
	2.0	×	○	○	—	○	×	○	○	—	×	×	○	○	×	○
	2.5	×	×	×	×	×	×	×	×	×	×	×	×	×	×	—

- Suction and gravity type are interchangeable for pressure type and vice versa.
- Spraying paint volume and air consumption are adjusted by changing air cap set and fluid nozzle.
- Mark ○ stands for interchangeable.



F110-P



F110-S
with 7SB paint cup



F110-G
with 4GD paint cup



F110-GR
with 4GD paint cup



FINER-FORCE-P

High atomization mechanism (MMFT) cultivated in automotive refinishing spray guns is adopted for pressure feeding. Achieves optimal atomization with a small amount of air despite its wide pattern.



F210-P



F210-S
with 10SC paint cup

*Paint cup should be ordered separately.

FINER-FORCE-P Series (Small spray guns)

Model No.	Paint feed system	Nozzle bore mm(in)	Standard air cap	Spraying pressure MPa(PSI)	Spraying distance mm(in)	Air consumption L/min(cfm)	Paint spraying volume mL/min	Maximum effective pattern width mm(in)	Pattern shape	Required compressor output kW	Weight g(lbs)(oz)	Standard paint cup
FINER-FORCE-P08	Pressure	0.8(0.031)	Type P	0.2(29)	200(7.874)	220(7.8)	185	220(8.661)	Tulip	1.5 or more	325 (0.72)(11.5)	Paint pressure feed tanks, diaphragm paint pumps
FINER-FORCE-P10		1.0(0.039)				220(7.8)	255	270(10.629)				
FINER-FORCE-P13		1.3(0.051)				200(7.1)	345	320(12.598)				

- Paint viscosity should be 20 seconds for lacquer enamel using a Meiji model V-1 viscosity cup.
- Feed pressure should be 0.08MPa(12PSI) for P types.
- Air and paint inlet : G1/4

F210 Series (Large spray guns)

Model No.	Paint feed system	Nozzle bore mm(in)	Standard air cap	Spraying pressure MPa(PSI)	Spraying distance mm(in)	Air consumption L/min(cfm)	Paint spraying volume mL/min	Maximum effective pattern width mm(in)	Pattern shape	Required compressor output kW	Weight g(lbs)(oz)	Standard paint cup
F210-P12P	Pressure	1.2(0.047)	12P	0.25(36)	250(9.843)	335(11.8)	530	350(13.780)	Tulip	2.2 or more	391 (0.86)(13.8)	Paint pressure feed tanks, diaphragm paint pumps
F210-P15P		1.5(0.059)	15P			345(12.2)	880	370(14.567)				
F210-P20P		2.0(0.079)	20P			375(13.2)	1,280	400(15.748)				
F210-P25P		2.5(0.098)	25P			410(14.5)	1,710	420(16.535)				
F210B-P30P		3.0(0.118)	30P			420(14.8)	1,940	440(17.323)				
F210-S15	Suction	1.5(0.059)	15	0.25(36)	250(9.843)	170(6.0)	205	220(8.661)	Triangle	1.5 or more	391 (0.86)(13.8)	10SC 10SLB
F210-S20		2.0(0.079)	20			220(7.8)	285	280(11.024)				
F210-S25		2.5(0.098)	25			275(9.7)	350	300(11.811)				
F210B-S30		3.0(0.118)	30			320(11.3)	360	300(11.811)				
F210-S15T	Suction	1.5(0.059)	15T	0.25(36)	250(9.843)	250(8.8)	220	300(11.811)	Tulip	2.2 or more	391 (0.86)(13.8)	10SC 10SLB
F210-S20T		2.0(0.079)	20T			280(9.9)	265	310(12.205)				
F210-S25T		2.5(0.098)	25T			335(11.8)	325	320(12.598)				

- Paint viscosity should be 20 seconds for lacquer enamel using a Meiji model V-1 viscosity cup.
- Feed pressure should be 0.08MPa(12PSI) for P types.
- The paint spraying volume and maximum effective pattern width indicated for T types should be determined using urethane-based automotive repair paint with a viscosity of 12 seconds and a Meiji model V-1 viscosity cup.
- Air inlet : G1/4, paint inlet : G3/8

Air cap selection guide for F210 series

Air cap		15	20	25	30	15T	20T	25T	12P	15P	20P	25P	30P
Nozzle bore mm	1.2	○	○	○	○	○	○	○	—	○	○	○	○
	1.5	—	○	○	○	—	○	○	○	—	○	○	○
	2.0	x	—	○	○	○	—	○	○	○	—	○	○
	2.5	x	○	—	○	x	○	—	x	x	○	—	○
	3.0	x	x	○	—	x	○	○	x	x	x	○	—

- Suction type in the same nozzle size are interchangeable for pressure type and vice versa.
- Spraying paint volume and air consumption are adjusted by changing air cap set and fluid nozzle.
- Mark ○ stands for interchangeable.